

Portland Public Sch

District

6th	7th
-----	-----



Portland Public Schools Successful Schools Survey

Middle Grades Student Responses 2014 15

District

	No, Never	Yes, Some of the Time	Yes, Most of the Time	Yes, All of the Time

69% 17% 10% 4% 2%



	No, Never	Yes, Some of the Time	Yes, Most of the Time	Yes, All of the Time

Portland Public Schools Successful Schools Survey

Middle Grades Student Responses 2014 15

District

In the past 30 days, did you miss school for any of the following reasons?

Total Students: 2932

(Because students could select more than one category, totals will exceed 100%.)

Does not apply, I didn't miss any school.	38%
Illness (feeling physically sick), including problems with breathing or your teeth.	40%
Felt very sad, hopeless, anxious, stressed, or angry.	8%
Didn't get enough sleep.	11%
Didn't feel safe at school.	3%
Had to work.	2%
Had to take care of or help a family member or friend.	6%
Wanted to spend time with friends who don't go to your school.	2%
Wanted to use alcohol or drugs.	1%
Were behind in schoolwork or weren't prepared for a test or class assignment.	5%
Were bored with or uninterested in school.	3%
Were suspended.	2%
Other reason.	18%
Blank	5%



Portland Public Schools Successful Schools Survey
Middle Grades Student Responses 2014 15

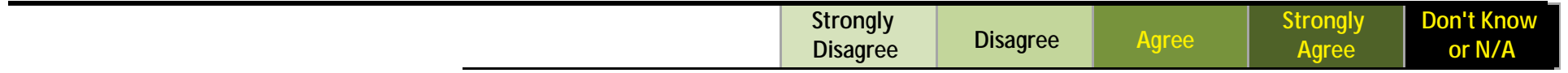

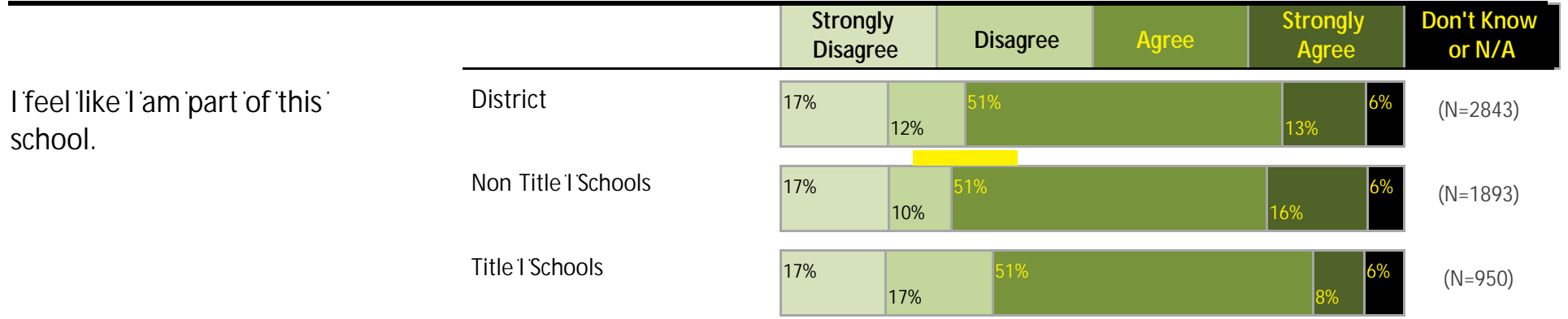
District



Portland Public Schools Successful Schools Survey

Middle Grades Student Responses 2014 15

District





Portland Public Schools Successful Schools Survey
Middle Grades

District

Portland Public Schools Successful Schools Survey Middle Grades Student Responses 2014 15




District



Portland Public Schools Successful Schools Survey

Middle Grades Student Responses 2014 15

District



Portland Public Schools Successful Schools Survey

Middle Grades Student Responses 2014 15

District

	Not True at All	A Little True	Pretty Much True	Very Much True
--	-----------------	---------------	------------------	----------------



	Not True at All	A Little True	Pretty Much True	Very Much True
--	-----------------	---------------	------------------	----------------

	Not True at All	A Little True	Pretty Much True	Very Much True
--	-----------------	---------------	------------------	----------------

Portland Public Schools Successful Schools Survey
Middle Grades Student Responses 2014 15

District

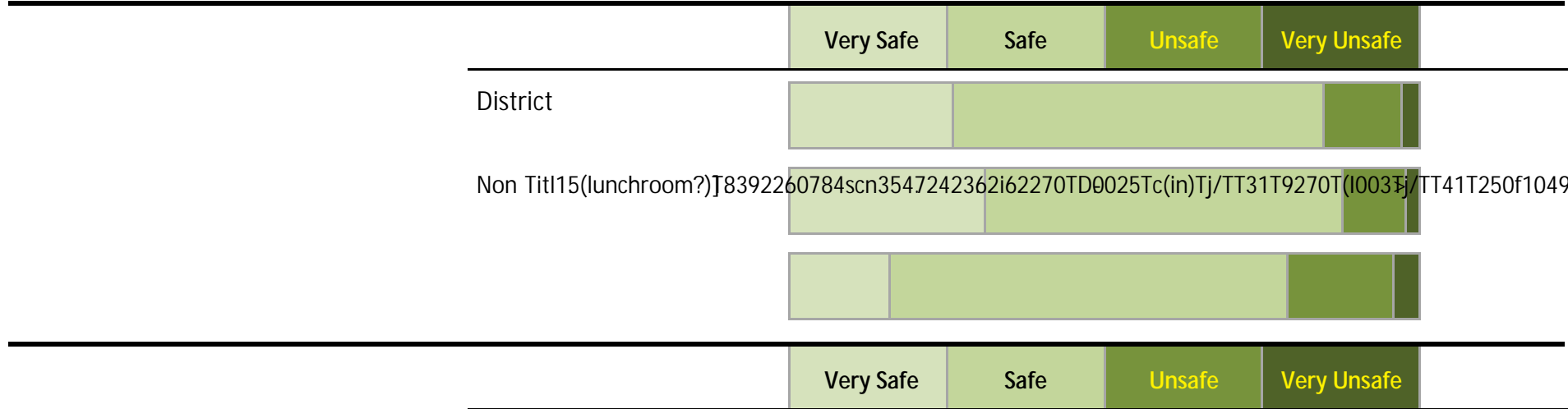
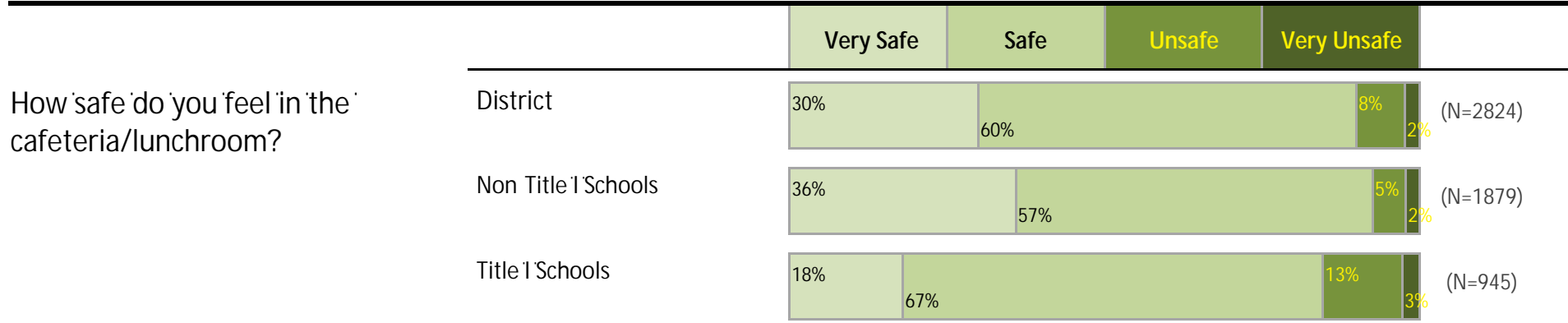
	No, Never	Yes, Some of the Time	Yes, Most of the Time	Yes, All of the Time	
--	-----------	-----------------------	-----------------------	----------------------	--

	Very Safe	Safe	Unsafe	Very Unsafe	
--	-----------	------	--------	-------------	--

Portland Public Schools Successful Schools Survey

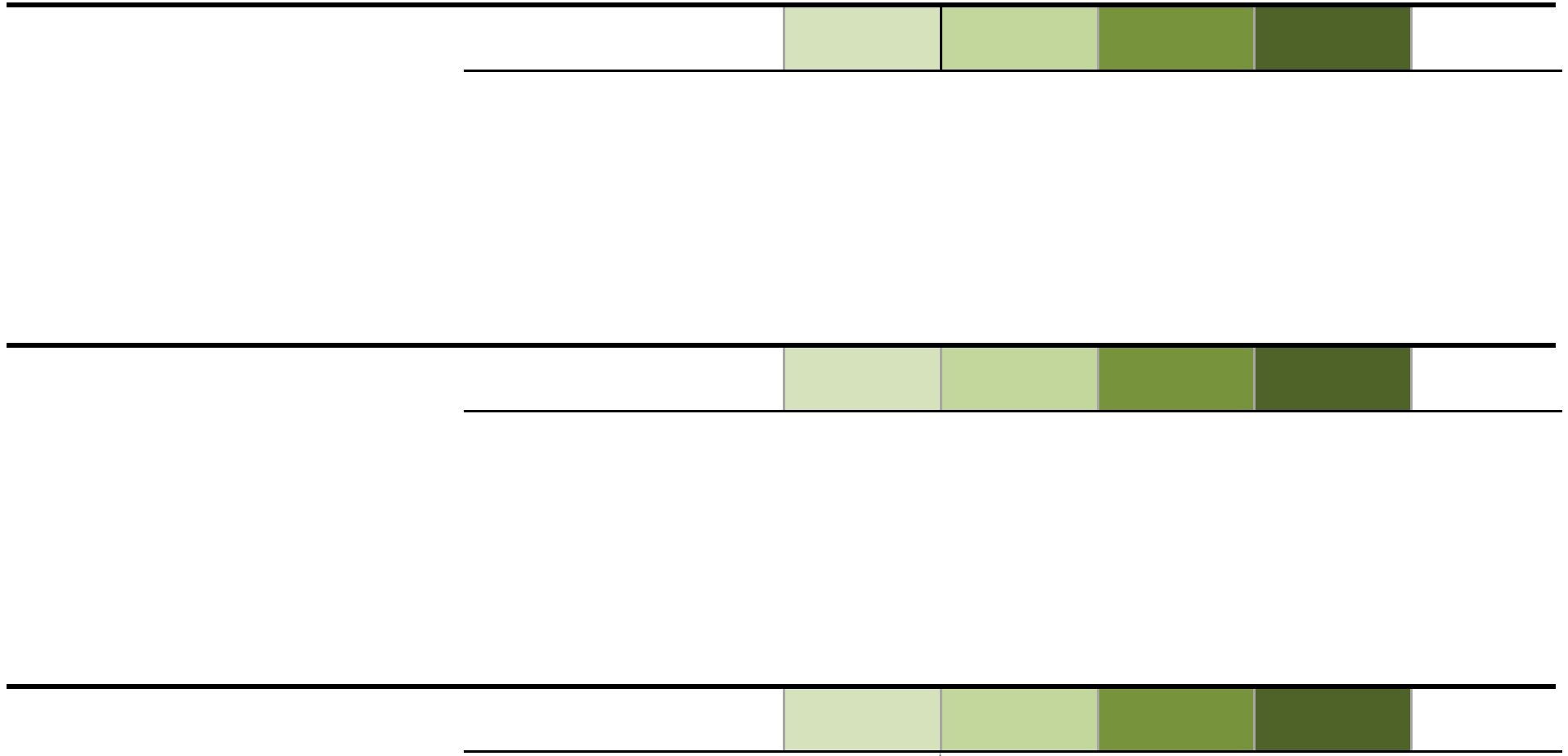
Middle Grades Student Responses 2014 15

District



Portland Public Schools Successful Schools Survey
Middle Grades Student Responses 2014 15

District



Portland Public Schools Successful Schools Survey

Middle Grades Student Responses 2014 15

District

	Very Safe	Safe	Unsafe	Very Unsafe
--	-----------	------	--------	-------------

--	--	--	--	--

	0 times	1 time	2 to 3 times	4+ times
--	---------	--------	--------------	----------

--	--	--	--	--

	0 times	1 time	2 to 3 times	4+ times
--	---------	--------	--------------	----------

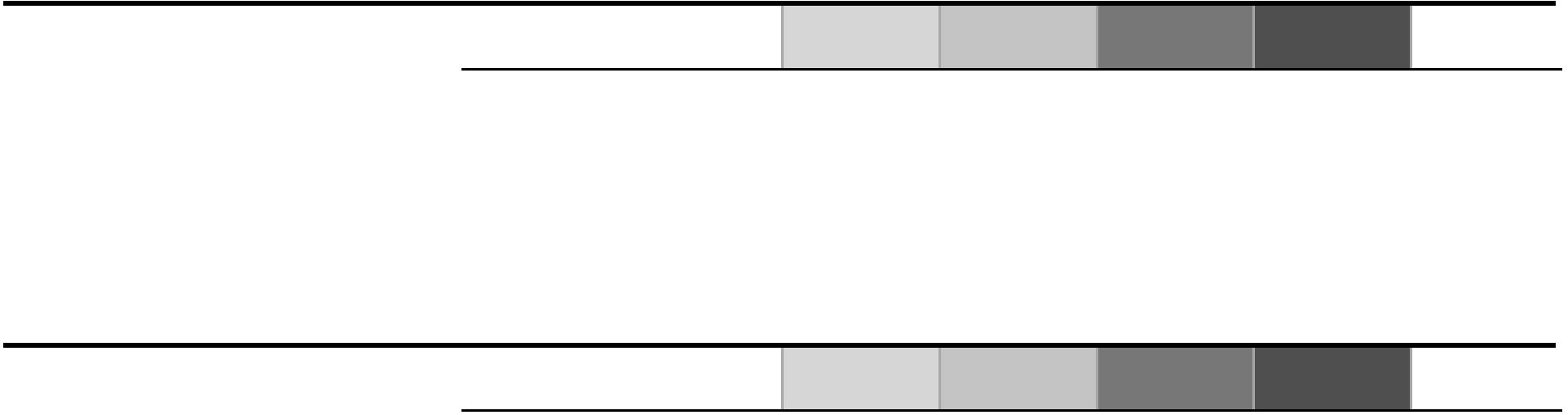
Portland Public Schools Successful Schools Survey

Middle Student Responses

District


Portland Public Schools Successful Schools Survey
Middle Grades Student Response 2014-15

District



Portland Public Schools Successful Schools Survey Middle Grades Student Responses 2014 15

District



Middle Grades Student Responses 2014

District

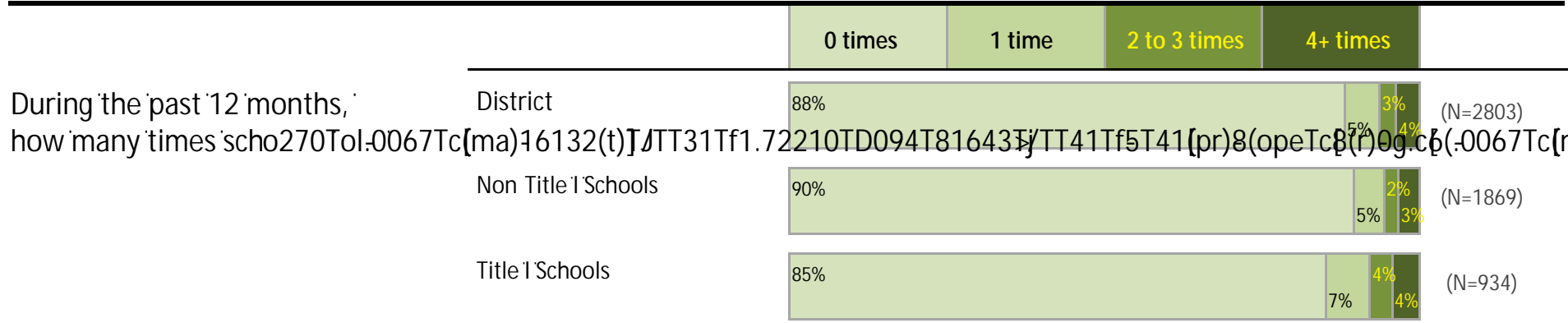



55.0%
23.9%
15.0%
7.1%
3.0%
5.1%
10.3%
10.3%
15.1%
10.3%

Portland Public Schools Successful Schools Survey

Middle Grades Student Responses 2014 15


District



Portland Public Schools Successful Schools Survey

Middle Grades Student Responses 2014 15

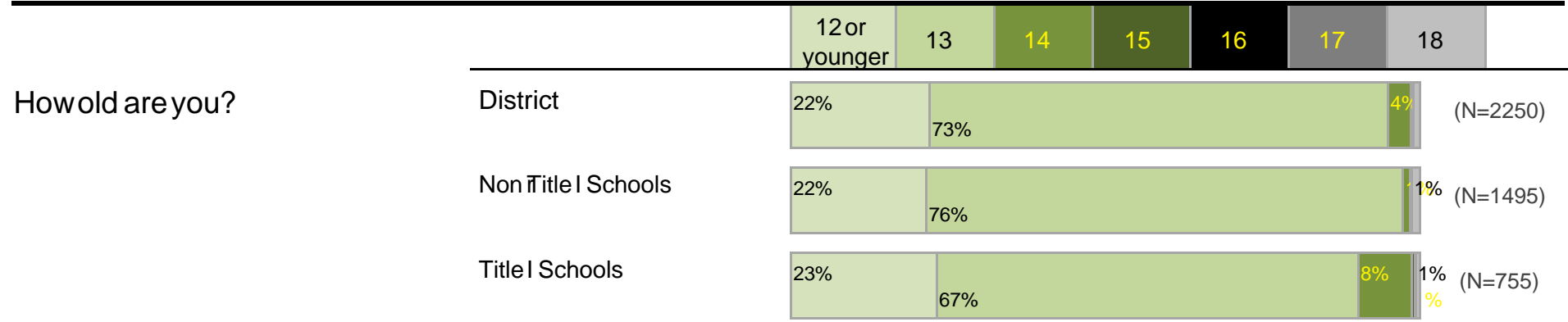
District




District

Portland Public Schools Successful Schools Survey Middle Grades Student Response 2014-15

District



What 1%



Portland

District

Portland Public Schools Successful Schools Survey
Middle Grades Student Response 2014-15

District

Page 26

What races/ethnicities do you consider yourself?

African American

African

Burundian

Eritrean

Ethiopian

Somali

Other African

Other Black

Caribbean Islands

Other Black

American Indian/Alaska Native

Alaska Native

Burns Paiute Tribe

Portland Public Schools Successful Schools Survey
 Middle Grades Student Response 2014-15

District

What races/ethnicities do you consider yourself?

Total Students: 2932

(Because students could select more than one category, totals will exceed 100%.)

Hispanic/Latino

Caribbean Islands

Central American Country/Hispanic

Middle Eastern/North African	2%
Pacific Islander	1%
Chuukese	1%
Guamanian or Chamorro	1%
Micronesian	1%
Native Hawaiian	2%
Samoan	1%
Tongan	1%
Other Pacific Islander	1%
White	36%
Romanian	2%
Russian	4%
Ukrainian	2%
European Countries	20%
Other White	20%