

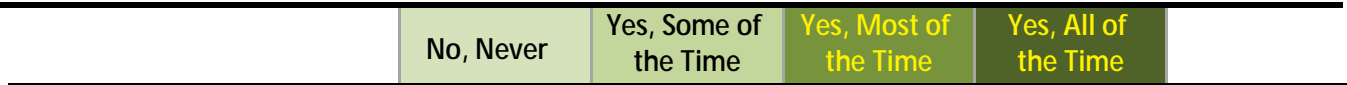

District

9th	10th
-----	------

# Portland Public Schools Successful Schools Survey

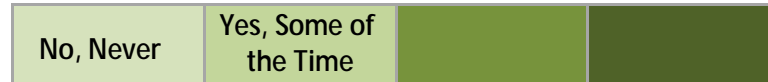
## High School Student Responses 2014 15

District



# Portland Public Schools Successful Schools Survey High School Student Responses 2014 15

District



Portland Public Schools Successful Schools Survey  
High School Student Response 2014-15

District

Page 4

In the past 30 days, did you

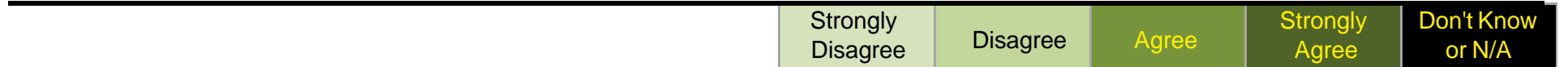

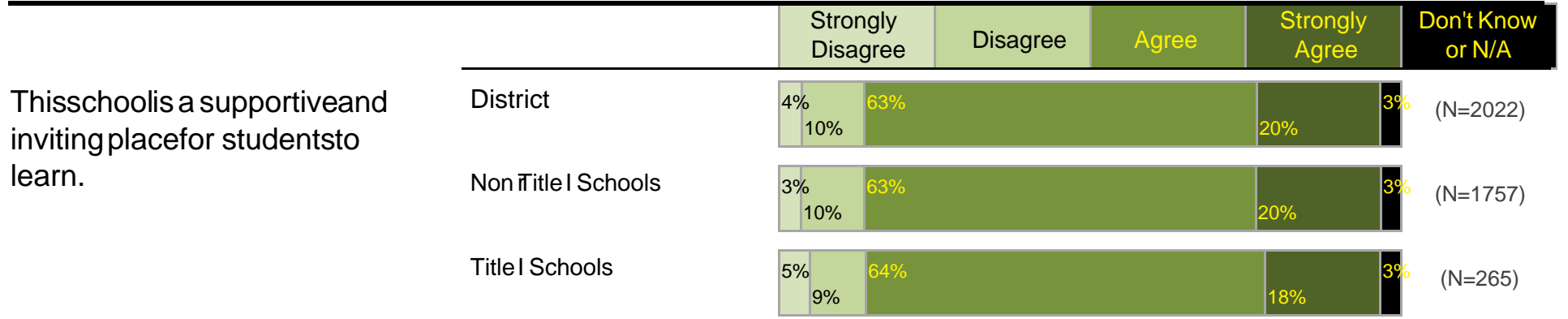
Portland Public Schools Successful Schools Survey  
High School Student Response 2014-15

District



Portland Public Schools Successful Schools Survey  
 High School Student Response 2014-15

District



Portland Public Schools Successful Schools Survey  
High School Student Response 2014-15

District

Page 7

Strongly Disagree	Disagree	Agree	Strongly Agree	
-------------------	----------	-------	----------------	--

Portland Public Schools Successful Schools Survey  
High School Student Response 2014-15

District





Portland Public Schools Successful Schools Survey  
 High School Student Response 2014-15

District

	Strongly Disagree	Disagree	Agree	Strongly Agree	Don't Know or N/A
--	-------------------	----------	-------	----------------	-------------------






	Strongly Disagree	Disagree	Agree	Strongly Agree	Don't Know or N/A
--	-------------------	----------	-------	----------------	-------------------

	Strongly Disagree	Disagree	Agree	Strongly Agree	Don't Know or N/A
--	-------------------	----------	-------	----------------	-------------------

# Portland Public Schools Successful Schools Survey High School Student Response 2014-15

District



Portland

District

# Portland Public Schools Successful Schools Survey High School Student Response 2014-15

District

	Not True at All	A Little True	Pretty Much True	Very Much True
--	-----------------	---------------	------------------	----------------



	Not True at All	A Little True	Pretty Much True	Very Much True
--	-----------------	---------------	------------------	----------------

	Not True at All	A Little True	Pretty Much True	Very Much True
--	-----------------	---------------	------------------	----------------

Portland Public Schools Successful Schools Survey  
High School Student Response 2014-15

District



# Portland Public Schools Successful Schools Survey

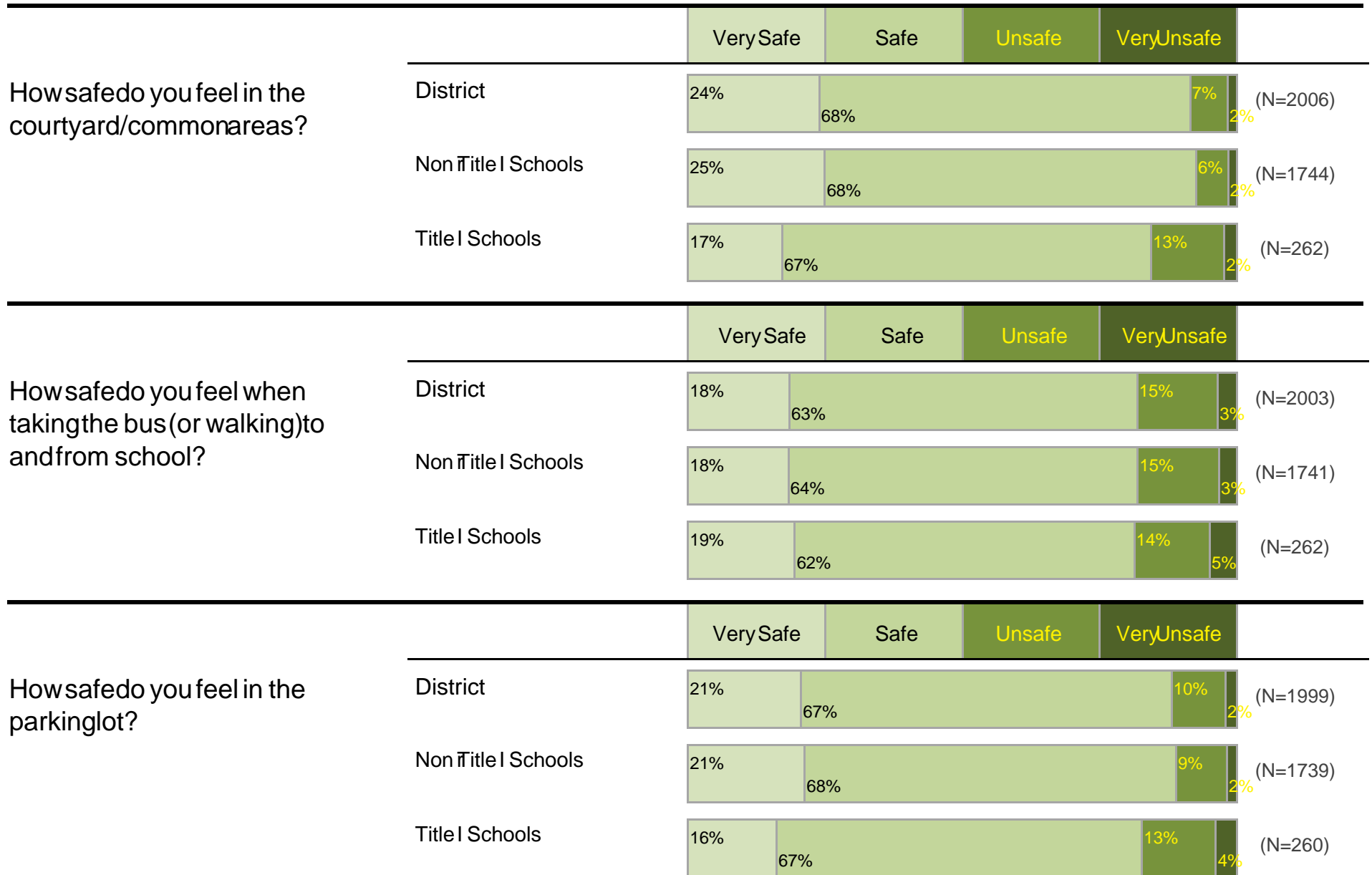
High

District

# Portland Public Schools Successful Schools Survey High School Student Response 2014-15

District

Page 15



Portland Public Schools Successful Schools Survey  
High School Student Response 2014-15

District







District




Portland Public Schools Successful Schools Survey  
High School Student Response 2014-15

District


Portland Public Schools Successful Schools Survey  
High School Student Response 2014-15

District



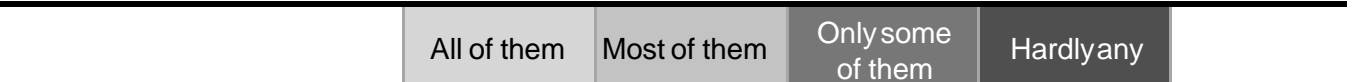
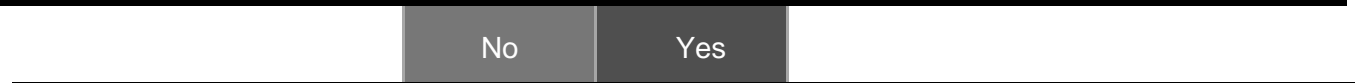

# Portland Public Schools Successful Schools Survey High School Student Response 2014-15

District



# Portland Public Schools Successful Schools Survey High School Student Response 2014-15

District



Portland Public Schools Successful Schools Survey  
 High School Student Response 2014-15

District

Are you in an optional program?

Access at Rose City Park	10
Chinese Immersion	21
Experiential Learning Environment	5
Japanese Immersion	27
Russian Immersion	3
Spanish Immersion	106
Special Focus Arts	36
Special Focus CTE	67
Special Focus r	

# Portland

District





Portland Public Schools Successful Schools Survey  
 High School Student Response 2014-15

District

When someone is labeled "male" or "female" and it doesn't match how they feel inside they might say they are "transgender." Are you transgender?



What is your age?

12 or younger	2
13	1
14	5
15	687
16	1149
17	69
18	25
19	11
20	

# Portland Public Schools Successful Schools Survey

District

Portland Public Schools Successful Schools Survey  
 High School Student Response 2014-15

District

What races/ethnicities do you consider yourself?

Total Students: 2082

Middle Eastern/North African .....	1%
Pacific Islander .....	1%
Chuukese .....	0%
Guamanian or Chamorro .....	0%
Micronesian .....	0%
Native Hawaiian .....	1%
Samoan .....	0%
Tongan .....	1%
Other Pacific Islander .....	1%
White .....	38%
Romanian .....	2%
Russian .....	4%
Ukrainian .....	1%
European Countries .....	23%
Other White .....	7%