

Portland Public Schools Successful Schools Survey
Middle Grades Student Response 2016-17

Robert Gray

Page 1



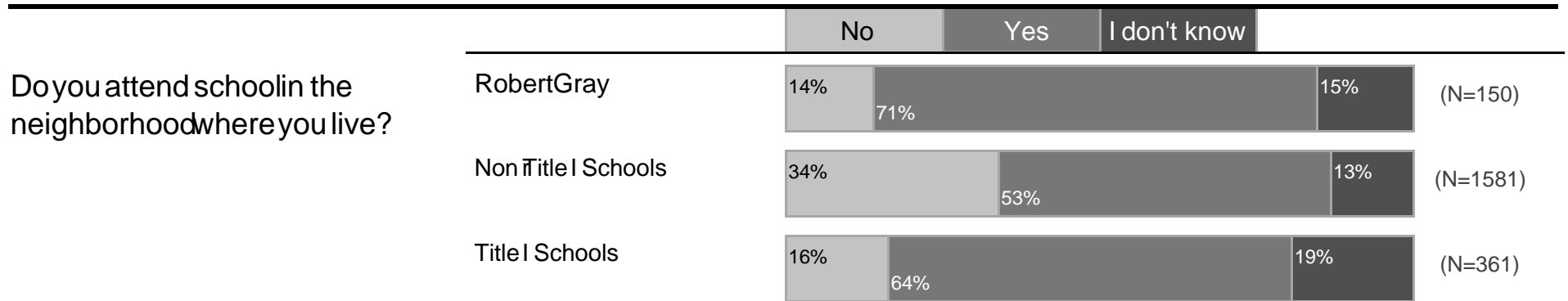
6th	7th	8th	Ungraded	Other
-----	-----	-----	----------	-------

No

Portland Public Schools Successful Schools Survey
Middle Grades Student Response 2016-17

Robert Gray

Page 2



PortlandPublic

RobertGray

Portland Public Schools Successful Schools Survey Middle Grades Student Responses 2016r17

Robert Gray

In the past 30 days, did you miss school for any of the following reasons?

Total Students: 150

(Because students could select more than one category, totals will exceed 100%.)

Does not apply, I didn't miss any school.	43%
Illness (feeling physically sick), including problems with breathing or your teeth.	41%
Felt very sad, hopeless, anxious, stressed, or angry.	9%
Didn't get enough sleep.	9%
Didn't feel safe at school.	2%
Had to work.	3%
Had to take care of or help a family member or friend.	4%
Wanted to spend time with friends who don't go to your school.	2%
Wanted to use alcohol or drugs.	2%
Were behind in schoolwork or weren't prepared for a test or class assignment.	2%
Were bored with or uninterested in school.	3%
Were suspended.	2%
Other reason.	12%

Portland Public Schools Successful Schools Survey
 Middle Grades Student Responses 2016r17

Robert Gray



Robert

Portland Public Schools Successful Schools Survey
Middle Grades Student Responses 2016r17

Robert Gray

Portland Public Schools Successful Schools Survey

Middle Grades Student Responses 2016r17

Robert Gray

		Strongly Disagree	Disagree	Agree	Strongly Agree	Don't Know or N/A
I try hard at school because I am interested in my work.	Robert Gray	3%	54%	22%	3%	(N=148)
	NonrTitle I Schools	4%	47%	24%	4%	(N=1576)
	Title I Schools	5%	44%	22%	7%	(N=361)
I work hard to try to understand new things at school.	Robert Gray	3%	55%	35%	7%	(N=150)
	NonrTitle I Schools	3%	53%	35%	8%	(N=1577)
	Title I Schools	4%	56%	27%	9%	(N=363)
I am always trying to do better in my schoolwork.	Robert Gray	1%	47%	43%	7%	(N=149)
	NonrTitle I Schools	2%	48%	39%	8%	(N=1567)
	Title I Schools	2%	51%	36%	7%	(N=365)

Portland Public Schools Successful Schools Survey
Middle Grades Student Responses 2016r17

Robert Gray

	Strongly Disagree	Disagree	Agree	Strongly Agree	Don't Know or N/A
--	-------------------	----------	-------	----------------	-------------------

	Strongly Disagree	Disagree	Agree	Strongly Agree	Don't Know or N/A
--	-------------------	----------	-------	----------------	-------------------



Portland Public Schools Successful Schools Survey
Middle Grades Student Responses 2016r17



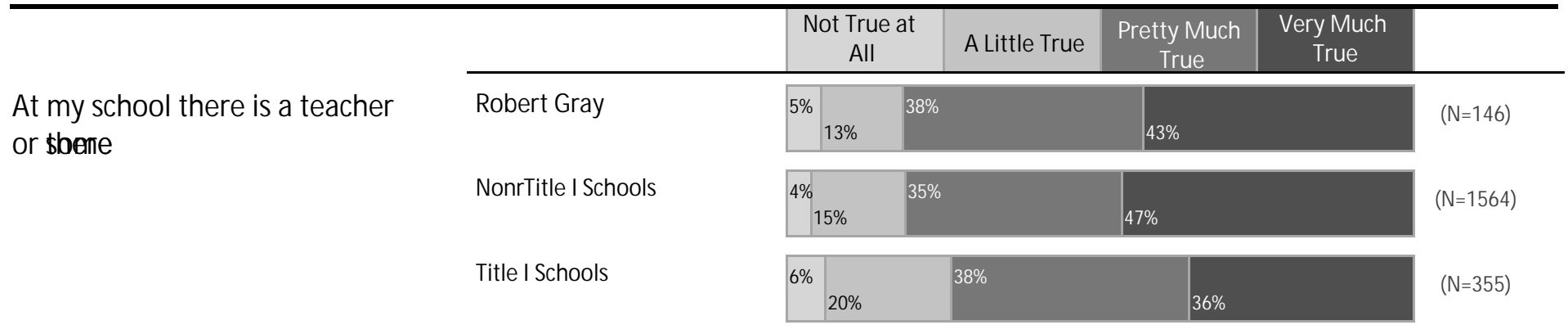
Robert Gray

	Not True at All	A Little True	Pretty Much True	Very Much True
--	-----------------	---------------	------------------	----------------



Portland Public Schools Successful Schools Survey
Middle Grades Student Responses 2016r17

Robert Gray



At school I do

Robert Gray

NonrTitle I Schools

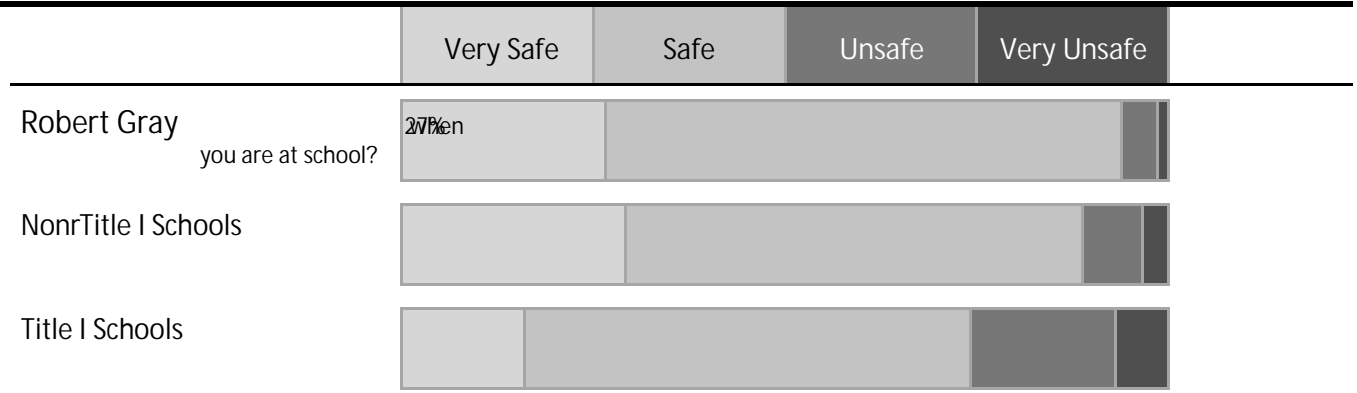
Title I 412%



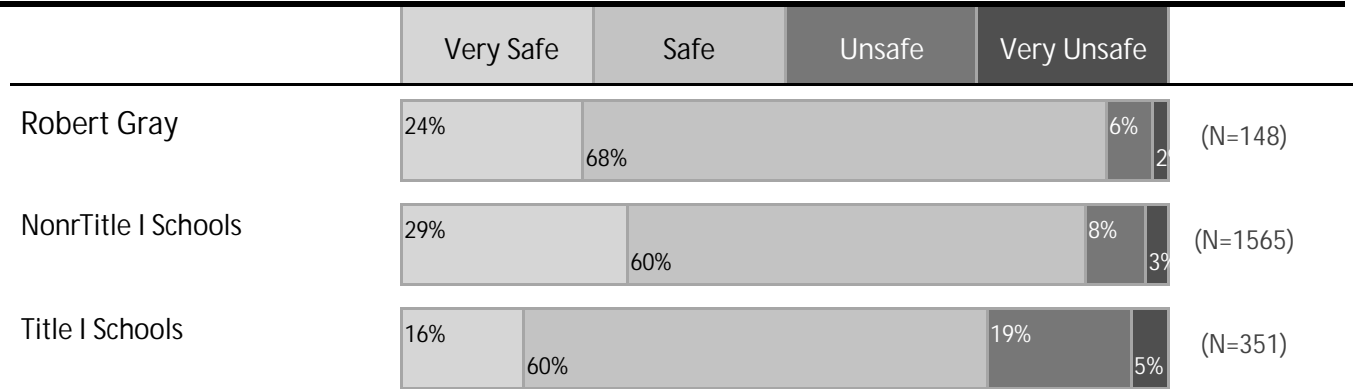
Portland Public Schools Successful Schools Survey

Middle Grades Student Responses 2016r17

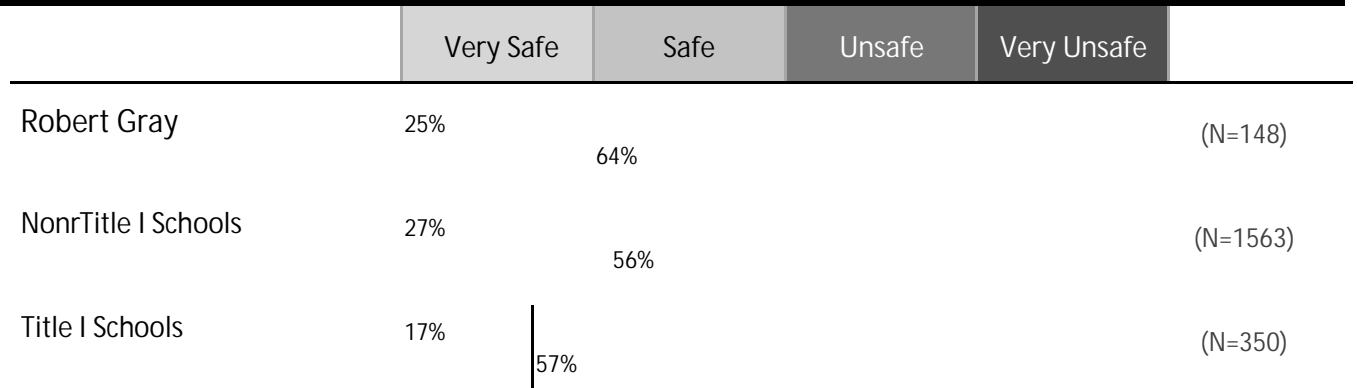
Robert Gray



How safe do you feel in the cafeteria/lunchroom?






How safe do you feel in the hallways?



Portland Public Schools Successful Schools Survey

Middle Grades Student Responses 2016r17

Robert Gray



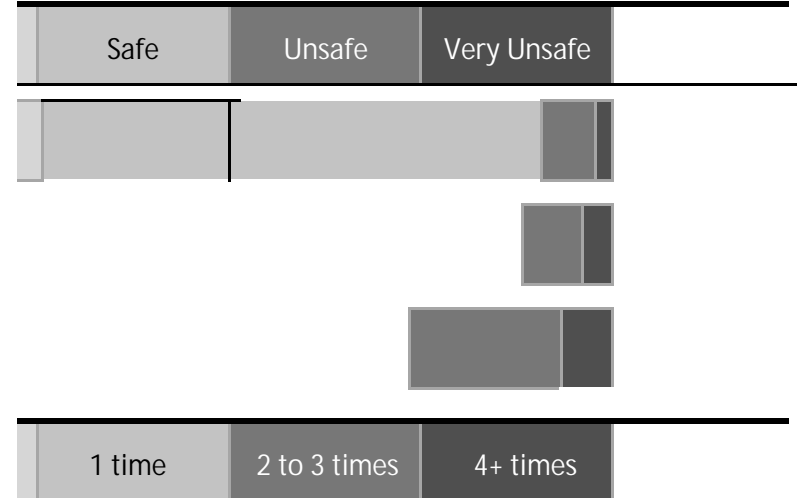
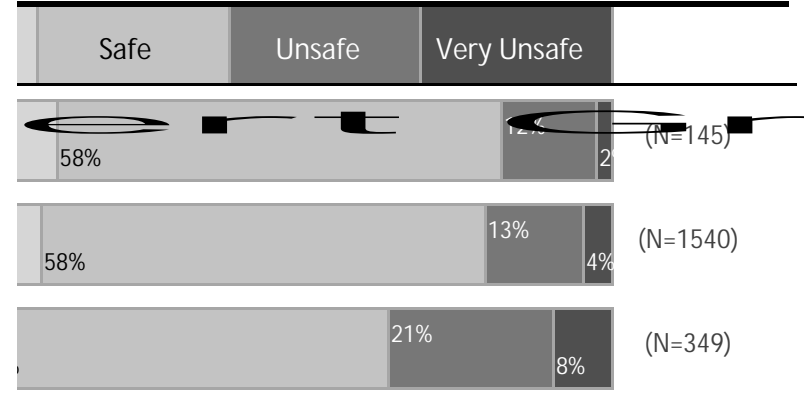
Robert Gray

How safe do you feel when
taking the bus (or walking) to
and from school?

Robert Gray

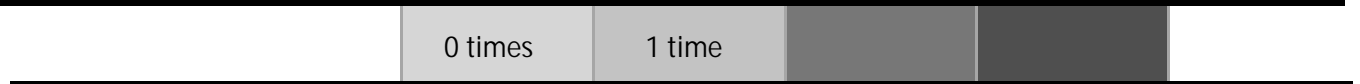
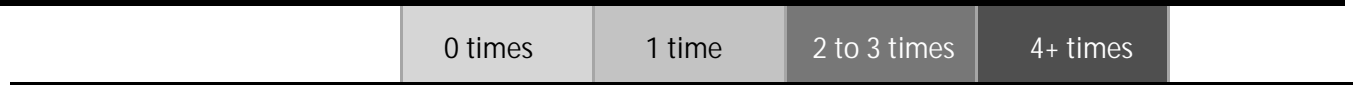
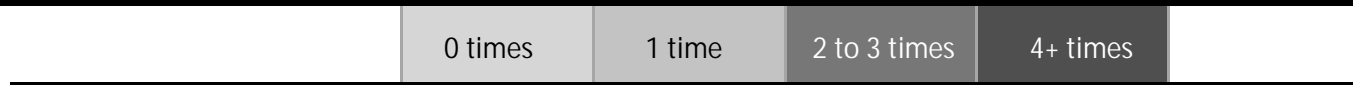
Non-Title I Schools

Title I Schools



Portland Public Schools Successful Schools Survey
Middle Grades Student Responses 2016r17

Robert Gray



Robert Gray



Portland Public Schools Successful Schools Survey
Middle Grades Student Responses 2016r17

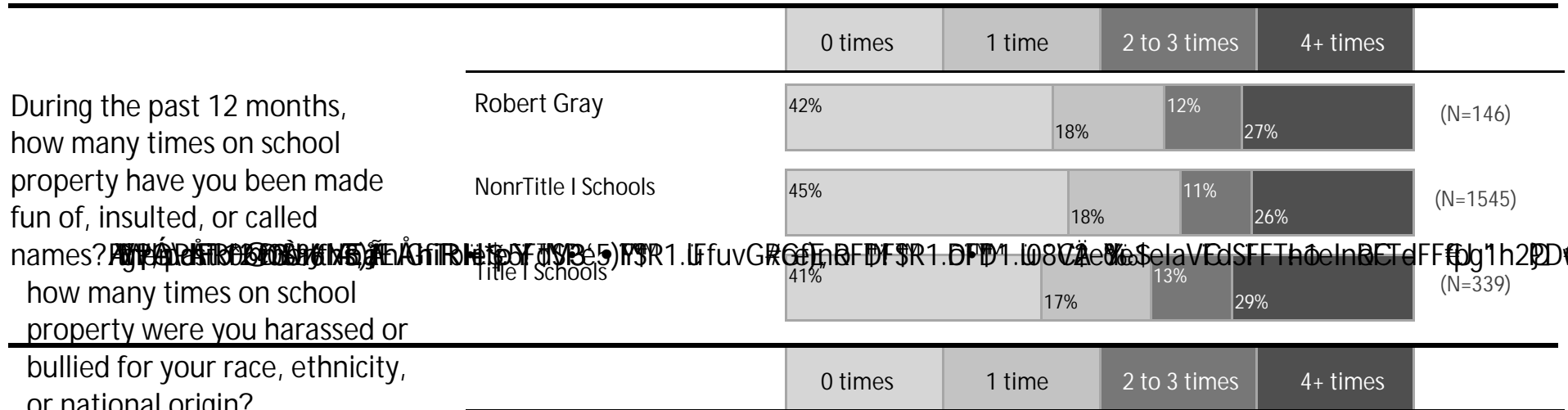

Robert Gray



Portland Public Schools Successful Schools Survey

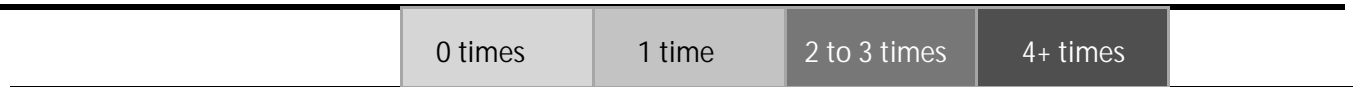
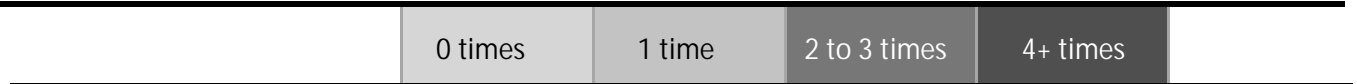

Middle Grades Student Responses 2016r17

Robert Gray



Portland Public Schools Successful Schools Survey
Middle Grades Student Responses 2016r17

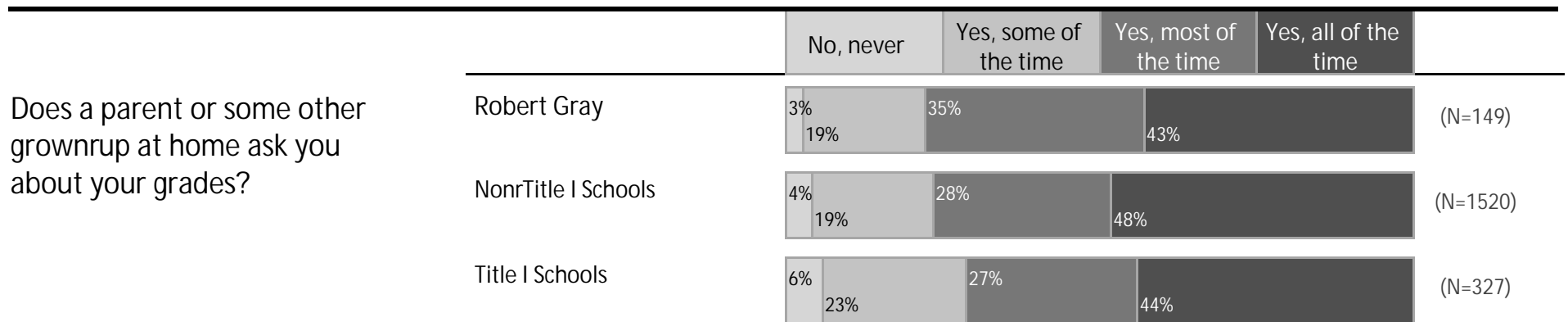
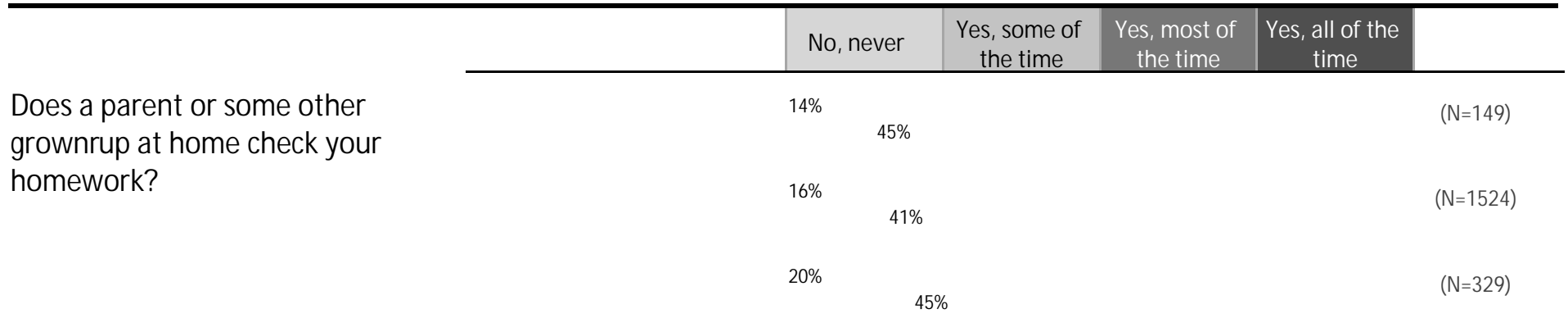
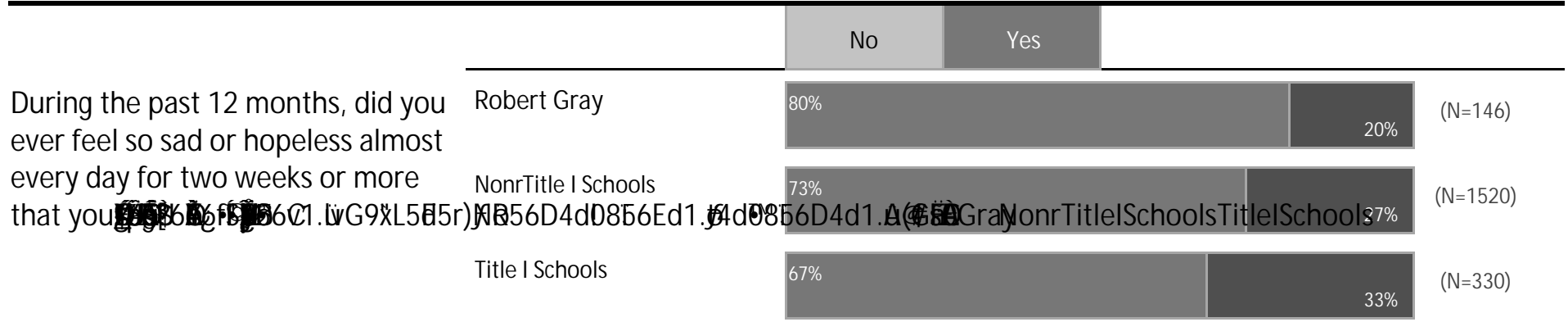
Robert Gray



Portland Public Schools Successful Schools Survey

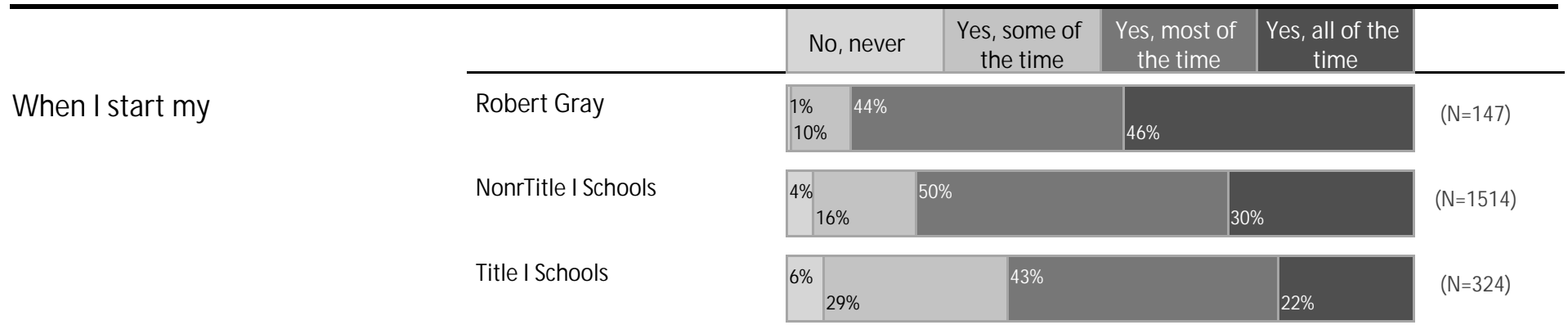
Middle Grades Student Responses 2016r17

Robert Gray



Portland Public Schools Successful Schools Survey
Middle Grades Student Responses 2016r17

Robert Gray



Portland Public Schools Successful Schools

Robert Gray

THE
SCHOOL OF
ARTS AND
SCIENCE






Portland Public Schools Successful Schools Survey Middle Grades Student Responses 2016r17

Robert Gray

Below is a list of terms that people often use to describe their gender. How do you describe not listed

Total Students: 150



Portland Public Schools Successful Schools Survey
Middle Grades Student Responses 2016r17

Robert Gray

Below is a list of terms that people often use to describe their sexuality or sexual orientation. How do you describe your sexuality or sexual orientation? (Mark all that apply)

Total Students: 150

Other 1%

Portland Public Schools Successful Schools Survey
Middle Grades Student Responses 2016r17

Robert Gray

What races/ethnicities do you consider yourself?

African American

- African
- Burundian
- Eritrean
- Ethiopian
- Somali
- Other African

Other Black

- Caribbean Islands
- Other Black

American Indian/Alaska Native

- Alaska Native
- Burns Paiute Tribe
- Confederated Tribes of the Coos, Lower Umpqua
& Siuslaw Indians

- Confederated Tribes of Warm Springs
- Coquille Indian Tribe

American Indian/Alaska Native (continued)

- Cow Creek Band of Umpqua Tribe of Indians
- Klamath Tribes
- Other

Portland Public Schools Successful Schools Survey

Middle Grades Student Responses 2016r17

Robert Gray

What races/ethnicities do you consider yourself?

Total Students: 150

(Because students could select more than one category, totals will exceed 100%.)

Hispanic/Latino	2%
Caribbean Islands	0%
Central American Countries	1%
Indigenous Mexican, Central American or South American	0%
Mexican	7%
South American Countries	1%
Other Hispanic/Latino	1%
Middle Eastern/North African	2%
Pacific Islander	1%
Chuukese	1%
Guamanian or Chamorro	1%
Micronesian	1%
Native Hawaiian	1%
Samoan	1%
Tongan	1%
Other Pacific Islander	1%
White	39%
Romanian	2%
Russian	3%
Ukrainian	1%
European Countries	31%
Other White	23%
Blank	10%

