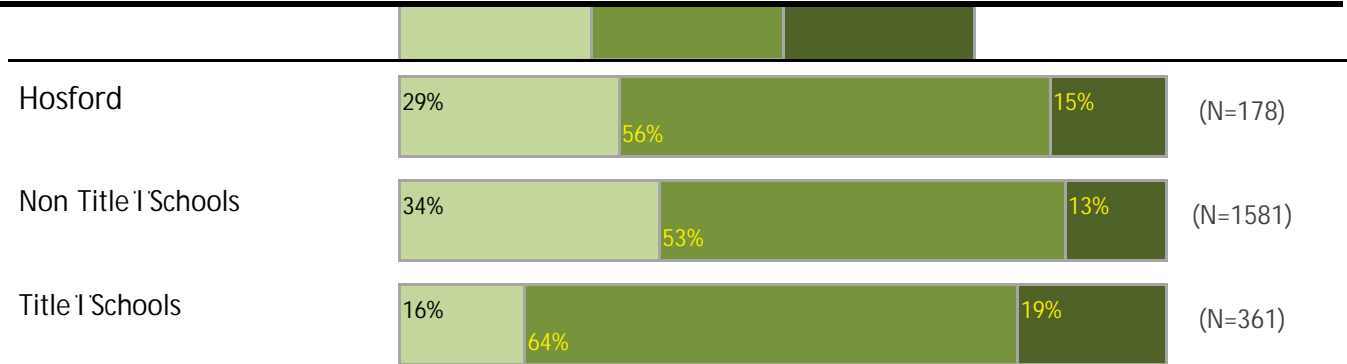
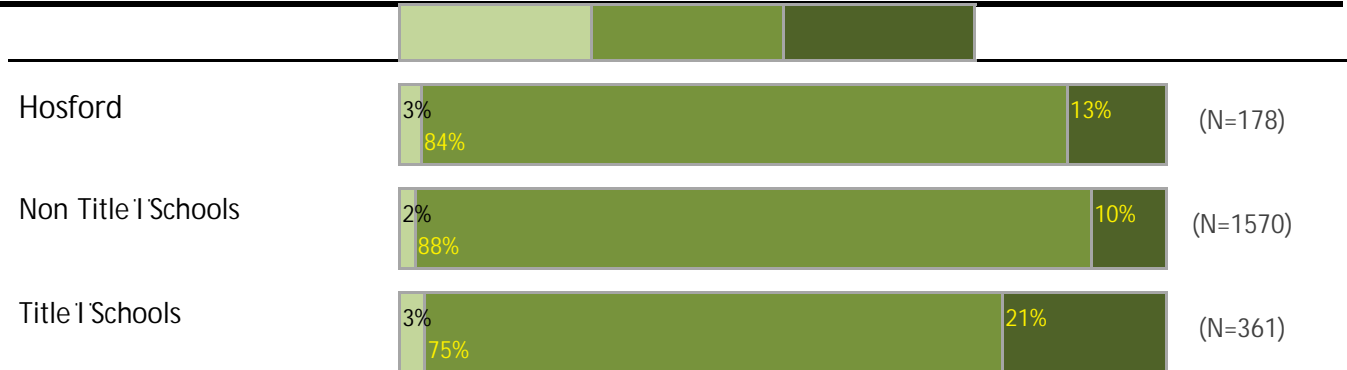


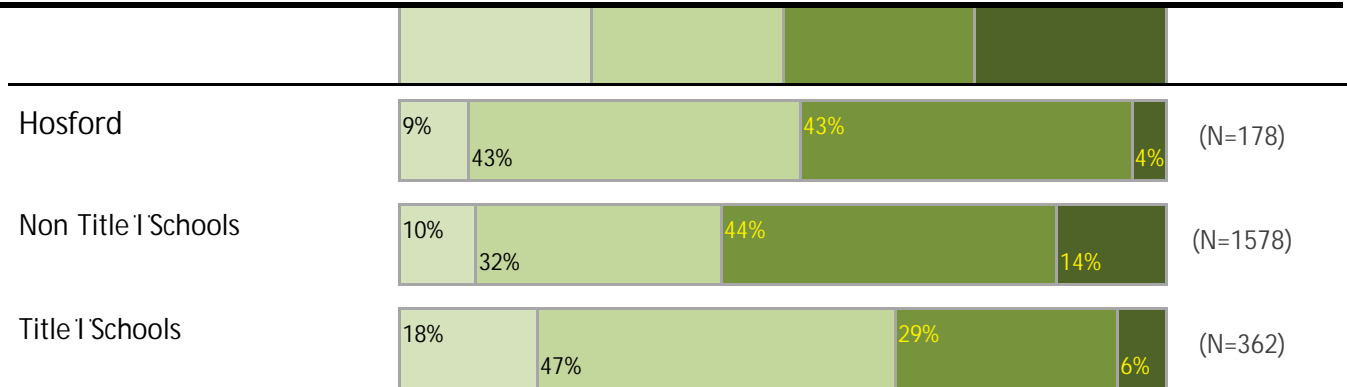
Do you attend school in the neighborhood where you live?




Do you plan to go to college or some other school after high school?



Are your school buildings clean and in good condition?

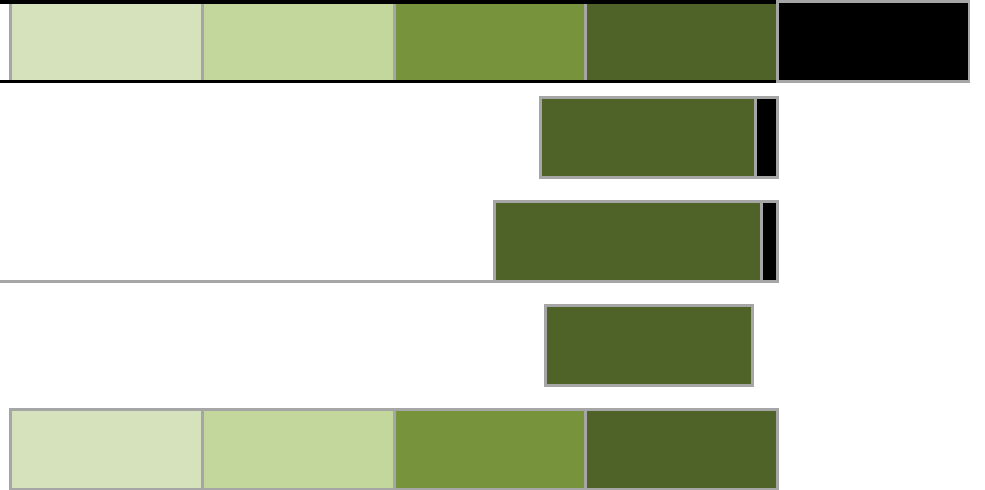
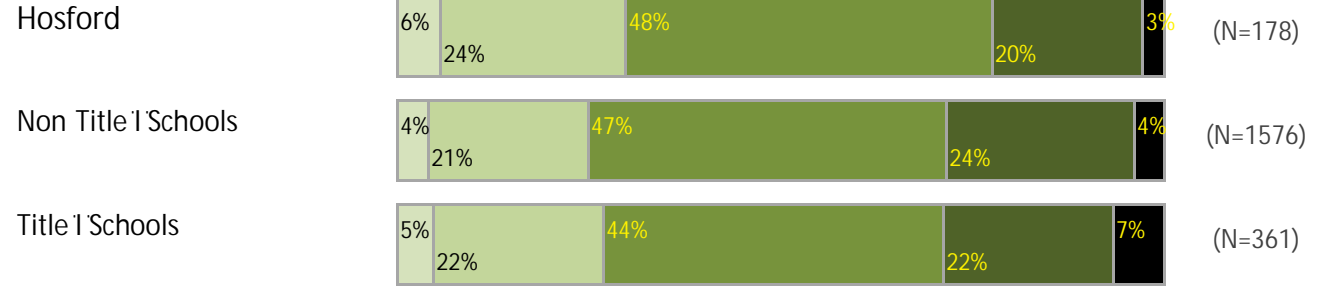




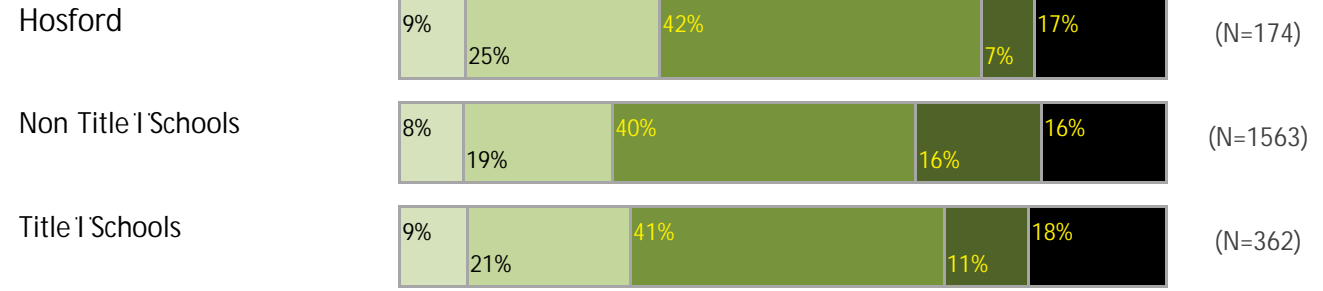
In the past 30 days, did you miss school for any of the following reasons?



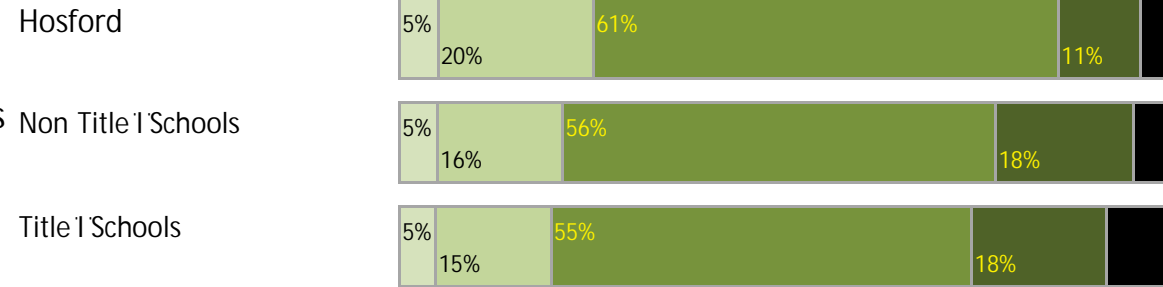
I try hard at school because I am interested in my work.



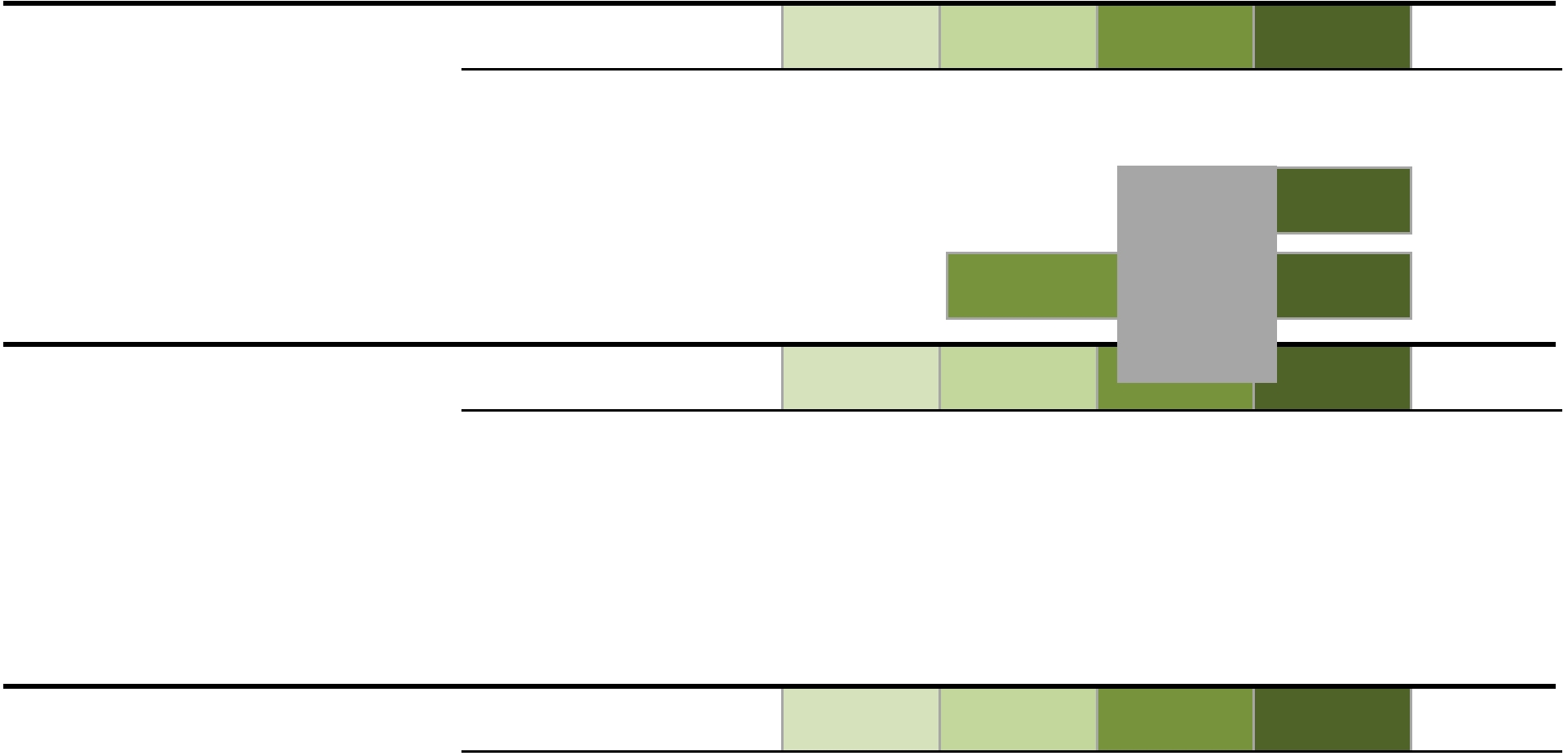
My class lessons include examples of my racial, ethnic, or cultural background.



If I don't understand something, my teachers explain it to me in ways that I can understand.









you are at school?

Hosford

Non

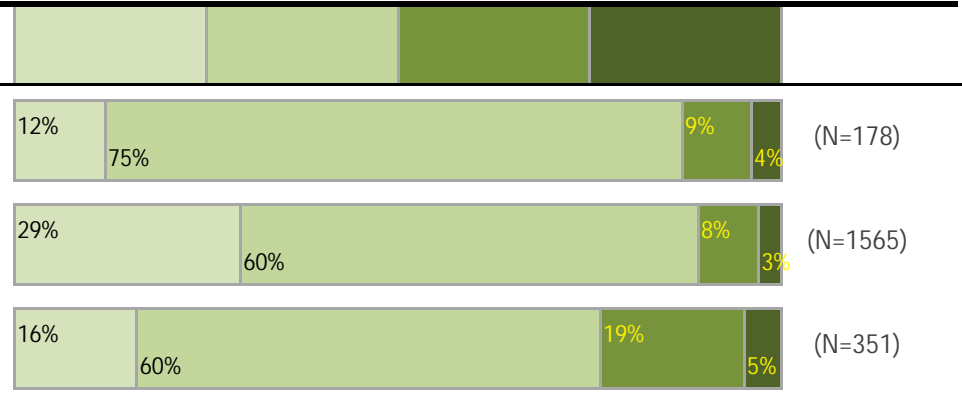


How safe do you feel in the cafeteria/lunchroom?

Hosford

Non Title I Schools

Title I Schools

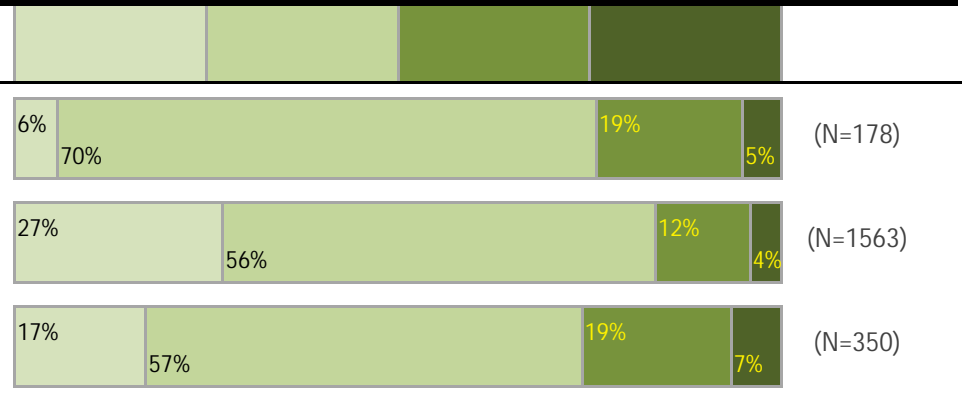


How safe do you feel in the hallways?

Hosford

Non Title I Schools


Title I Schools









During the past 12 months, how many times on school property have you been




During the past 12 months, how many times on school property have you been offered, sold, or given an illegal drug?




During the past 12 months, how many times on school property have you been threatened or injured with a weapon (gun, knife, club, etc.)?



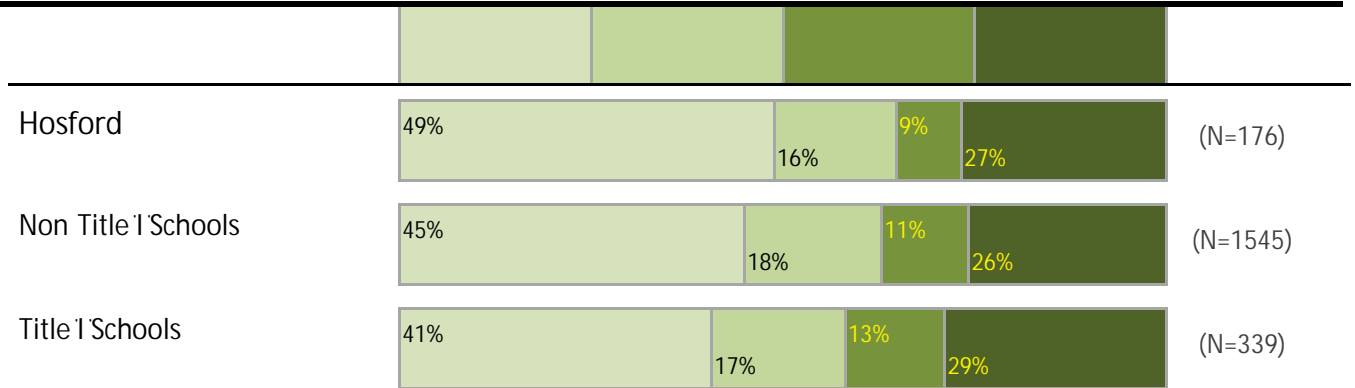
During the past 12 months, how many times on school property have you seen someone carrying a gun, knife, or other weapon?



During the past 12 months, how many times on school property have you been threatened with harm or injury?



During the past 12 months, how many times on school property have you been made fun of, insulted, or called names?




During the past 12 months, how many times on school property have you been threatened with harm or injury?

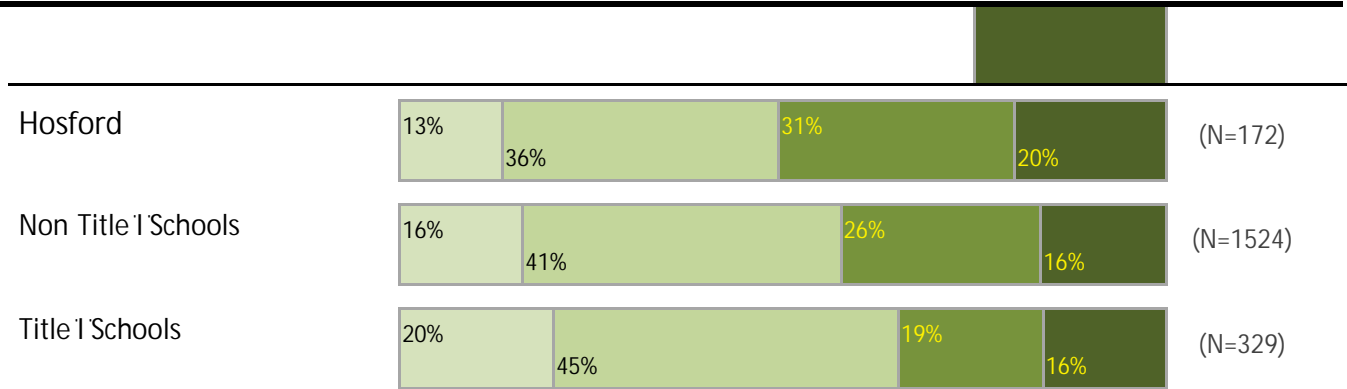




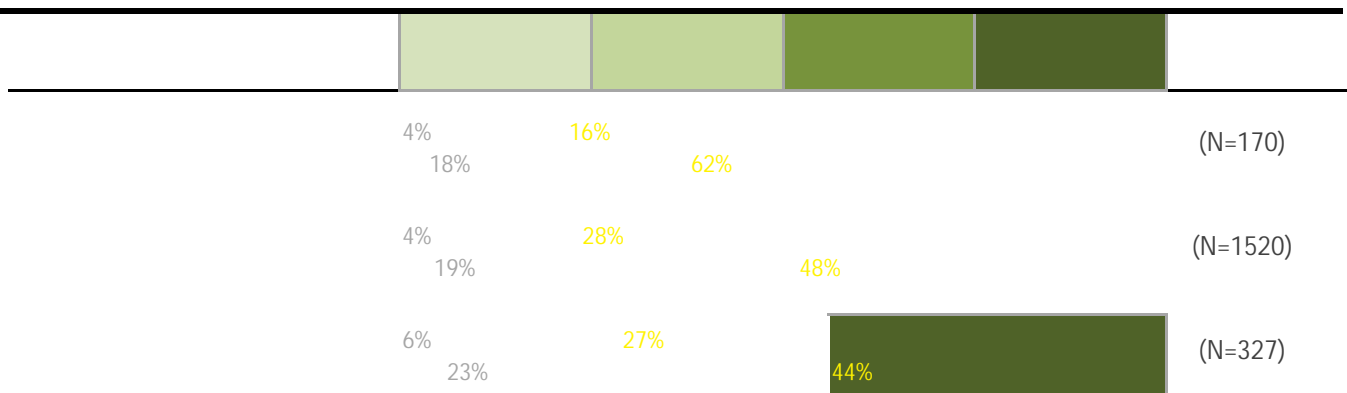
During the past 12 months, did you ever feel so sad or hopeless almost every day for two weeks or more that you stopped doing some usual activities?



Does a parent or some other grown up at home check your homework?



Does a parent or some other grown up at home ask you about your grades?



I enjoy my reading/writing time (Language Arts/English)

Hosford




(N=167)

Non Title I Schools



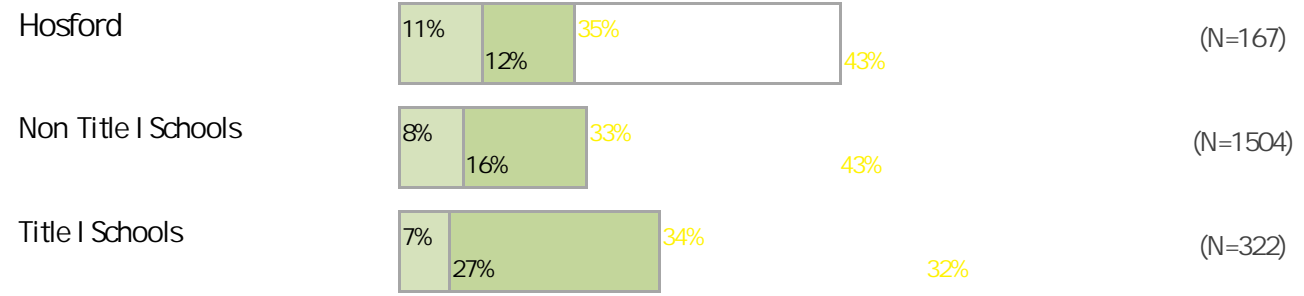
(N=1511)

Title I Schools

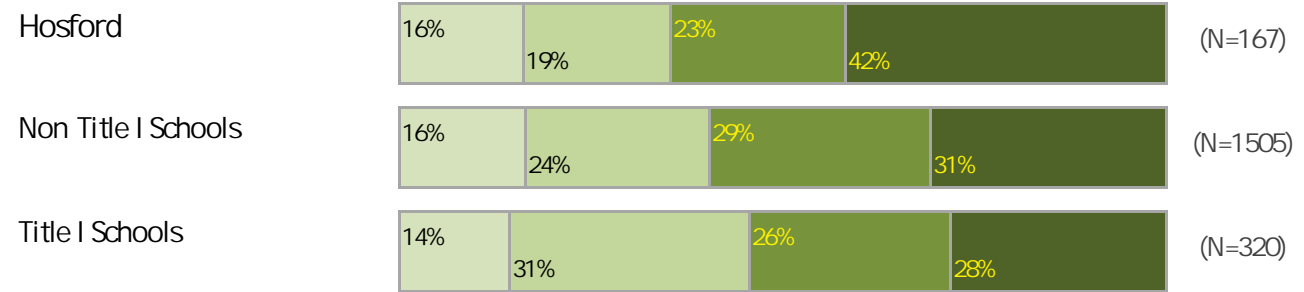


(N=321)

My Math report card grades/markings reflect what I am learning.



I enjoy my Math time in class.



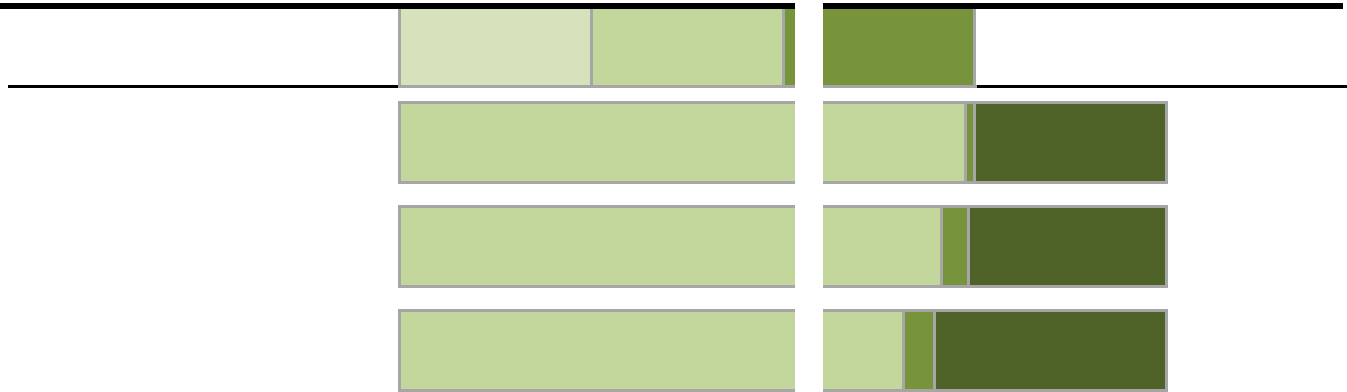
How many questions in this survey did you answer honestly?



If you are in an immersion program at this school please select your program (Mark all that apply):

Total Students: 78

Chinese Immersion	27%
Japanese Immersion	1%
Russian Immersion	1%
Spanish Immersion	10%
Vietnamese Immersion	1%
Other	9%



Below is a list of terms that people often use to describe their sexuality or sexual orientation. How do you describe your sexuality or sexual orientation? (Mark all that apply)

Total Students: 178

Heterosexual (straight)	58%
Gay	4%
Lesbian	4%
Bisexual/Pansexual	13%
Queer	5%
Not sure or Questioning	6%
Decline to respond	12%
Other	3%
Blank	18%

What races/ethnicities do you consider yourself?

(Because students could select more than one category, totals will exceed 100%.)

Total Students: 178

African American	7%
African	2%
Burundian	1%
Eritrean	1%
Ethiopian	1%
Somali	2%
Other African	2%
Other Black	
Caribbean Islands	2%
Other Black	2%
American Indian/Alaska Native	2%
Alaska Native	1%
Burns Paiute Tribe	1%
Confederated Tribes of the Coos, Lower Umpqua & Siuslaw Indians	1%
Confederated Tribes of the Grand Ronde Community of Oregon	1%
Confederated Tribes of Siletz Indians	1%
Confederated Tribes of the Umatilla Indian Reservation Indians	1%
Confederated Tribes of Warm Springs	1%
Coquille Indian Tribe	1%

American Indian/Alaska Native (continued)	
Cow Creek Band of Umpqua Tribe of Indians	1%
Klamath Tribes	1%
Other American Indian Tribe/Nation	3%
Native/Indigenous to Canada	1%
Asian	9%
Asian Indian	1%
Burmese	1%
Cambodian	1%
Chinese	15%
Filipino	1%
Hmong	0%
Japanese	1%
Karen	2%
Korean	2%
Laotian	0%
Mien	0%
Nepali	1%
Thai	1%
Tibetan	1%
Vietnamese	3%
Other Asian	3%

