
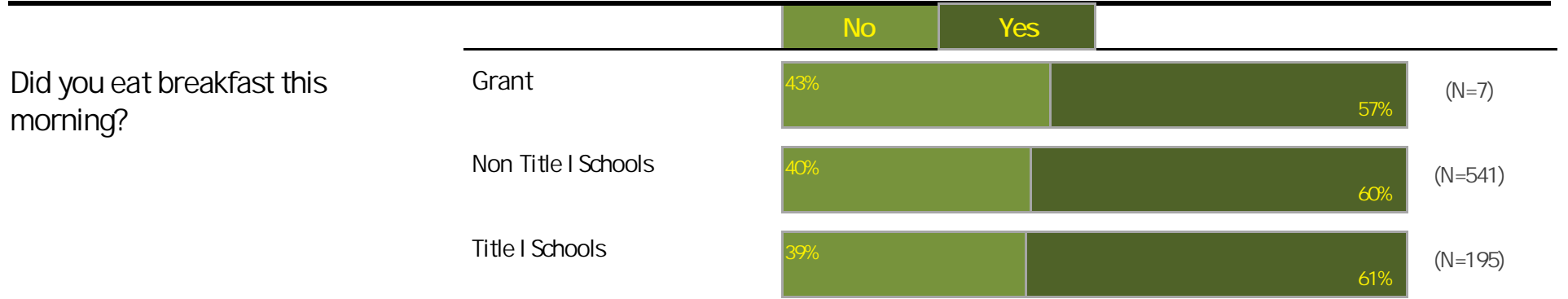



Portland Public Schools Successful Schools Survey

High School Student Responses 2016 17

Grant



Portland Public Schools Su

Grant

	No	Yes	I don't know	
--	----	-----	--------------	--

	No, Never	Yes, Some of the Time	Yes, Most of the Time	Yes, All of the Time	
--	-----------	-----------------------	-----------------------	----------------------	--

Portland Public Schools Successful Schools Survey
High School Student Responses 2016 17

Grant



h h o o o o

8

‡

‡ .

u o

\ .

Does not apply, I didn't miss any school

Illness (feeling physically sick), including problems with breathing or your teeth

Felt very sad, hopeless, anxious, stressed 0%

.....

.....

.....

.....

.....

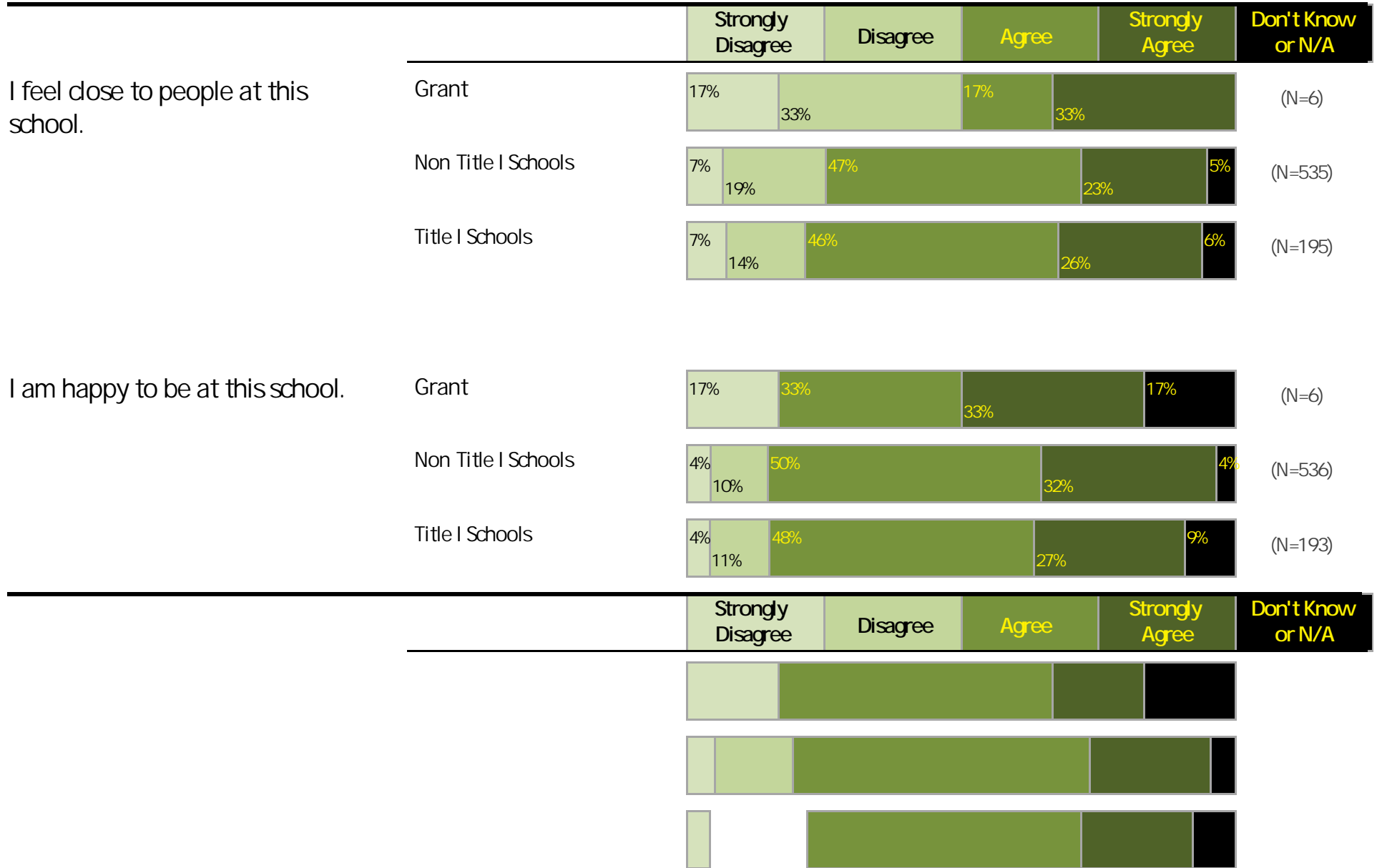
.....

.....

Portland Public Schools Successful Schools Survey

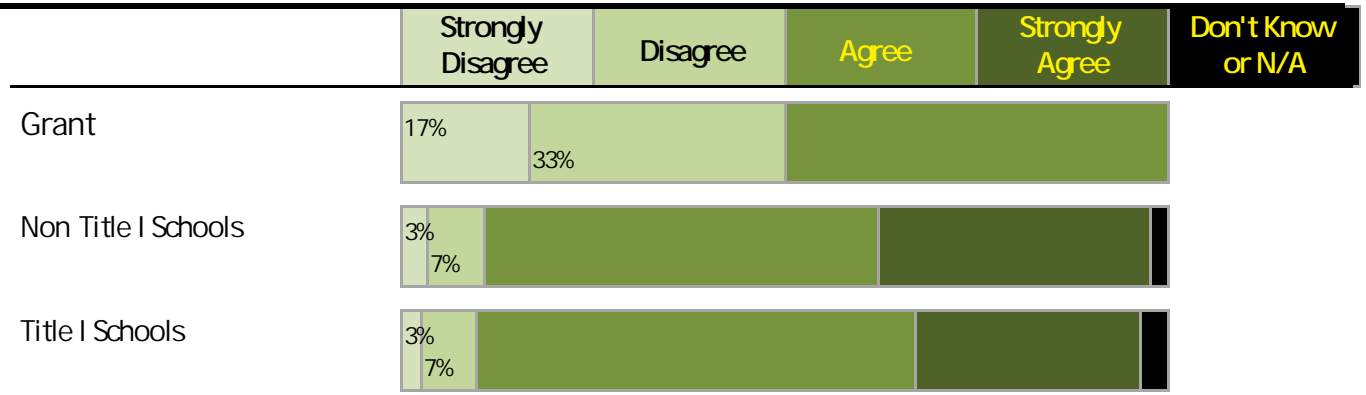
High School Student Responses 2016 17or N/A

Grant



Portland Public Schools Successful Schools Survey High School Student Responses 2016 17

Grant



Portland Public Schools Successful Schools Survey
High School Student Responses 2016 17



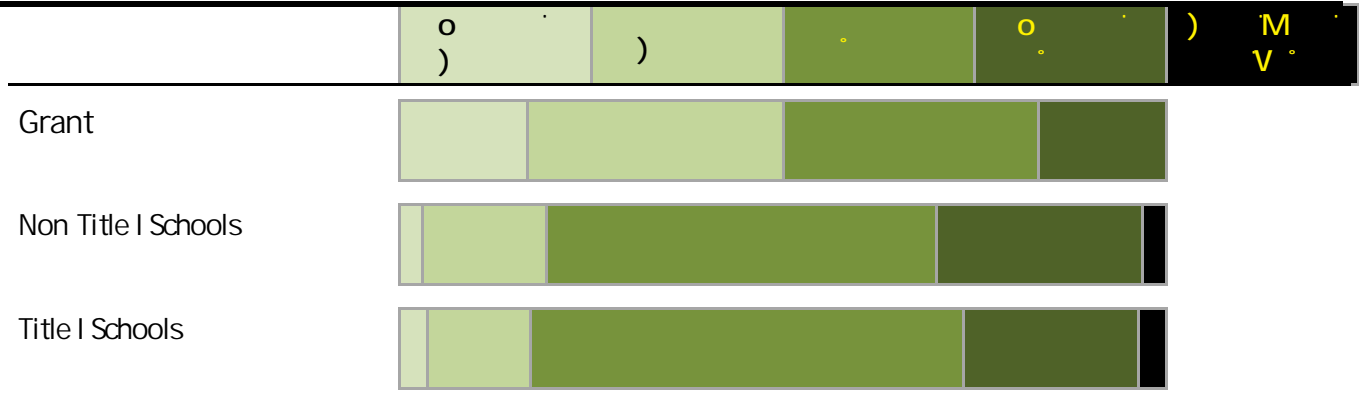
Grant

	Strongly Disagree	Disagree	Agree	Strongly Agree	Don't Know or N/A
--	-------------------	----------	-------	----------------	-------------------



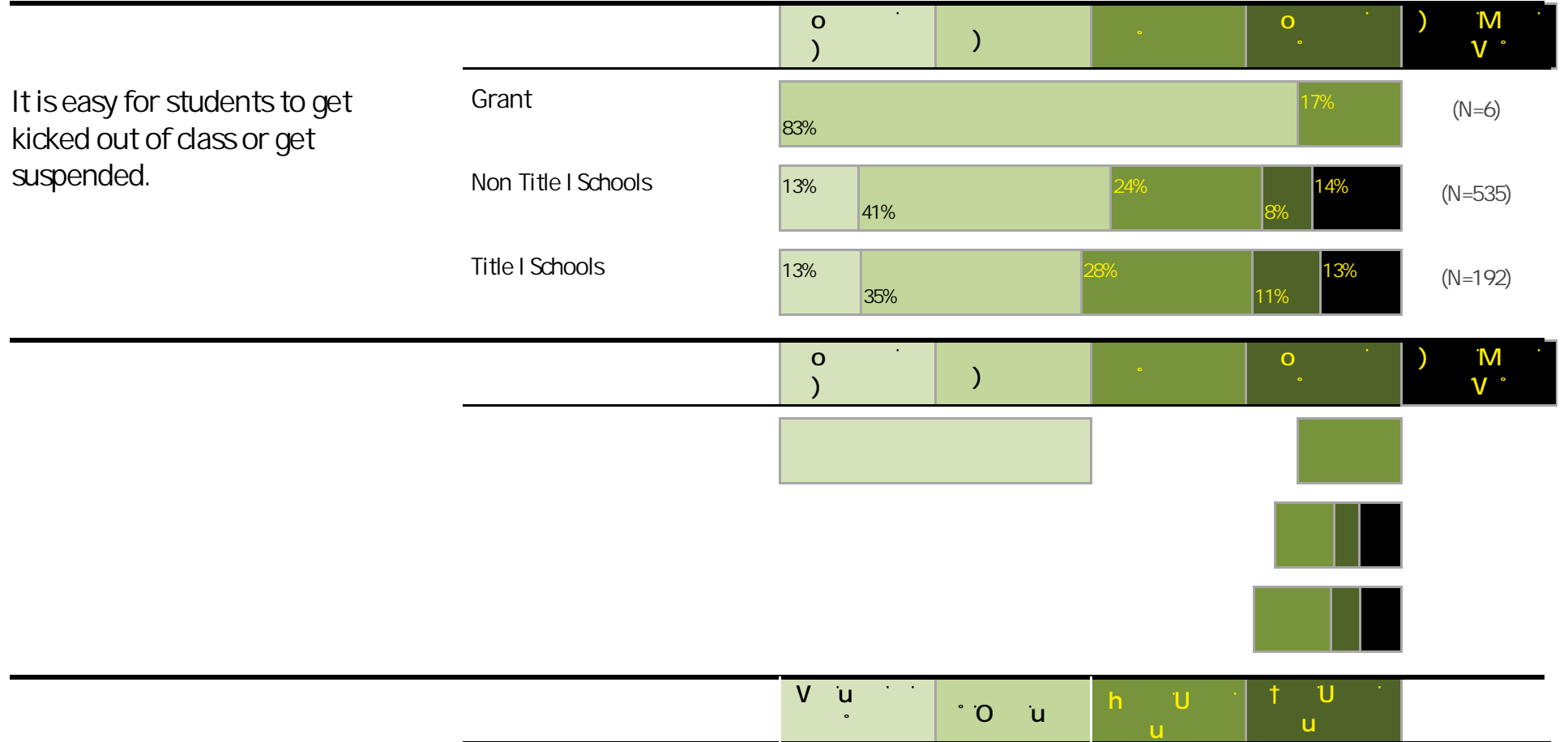
h h o o o o
= o o k

8



h h o o o o
 = o o k

8



Grant

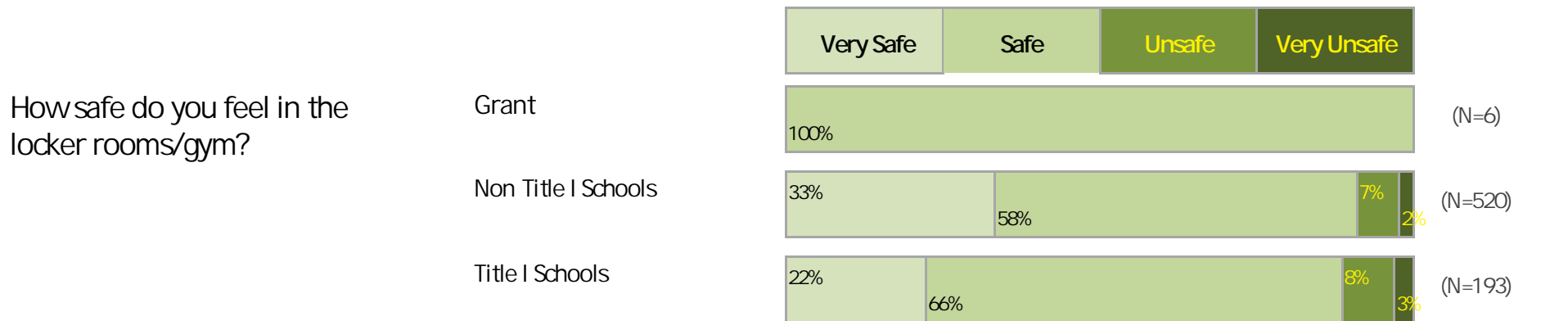
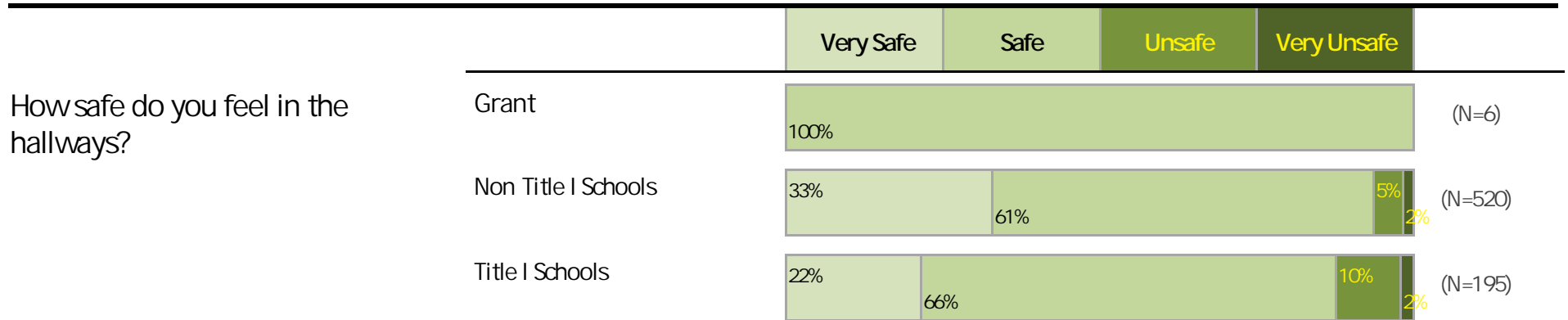
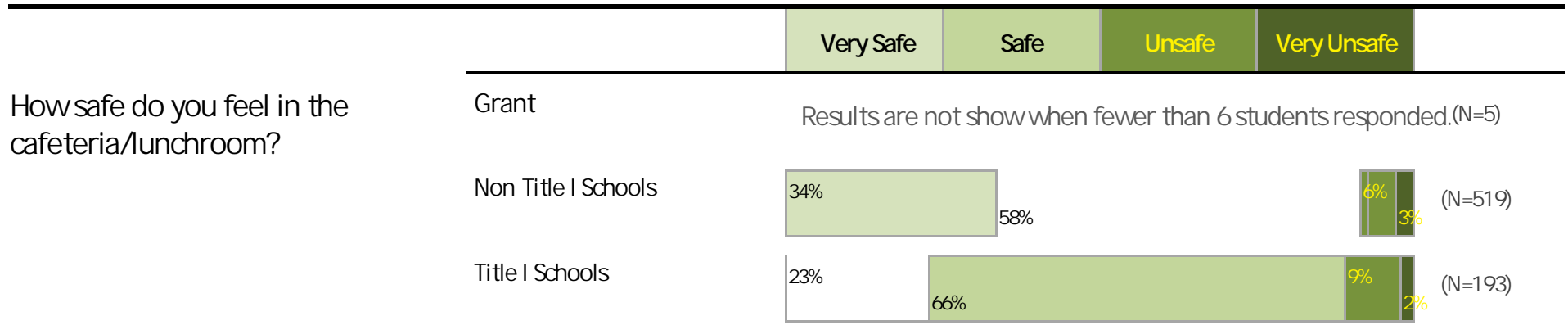
Portland Public Schools Successful Schools Survey

Grant

Portland Public Schools Successful Schools Survey

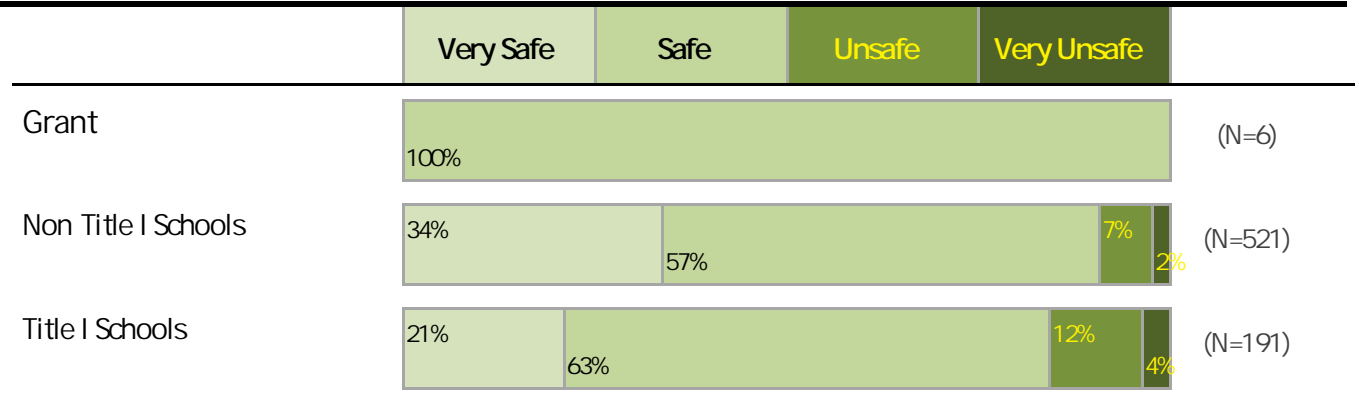
High School Student Responses 2016 17

Grant



Portland Public Schools Successful Schools Survey High School Student Responses 2016 17

Grant



Portland Public Schools Successful Schools Survey
High School Student Responses 2016 17

Grant

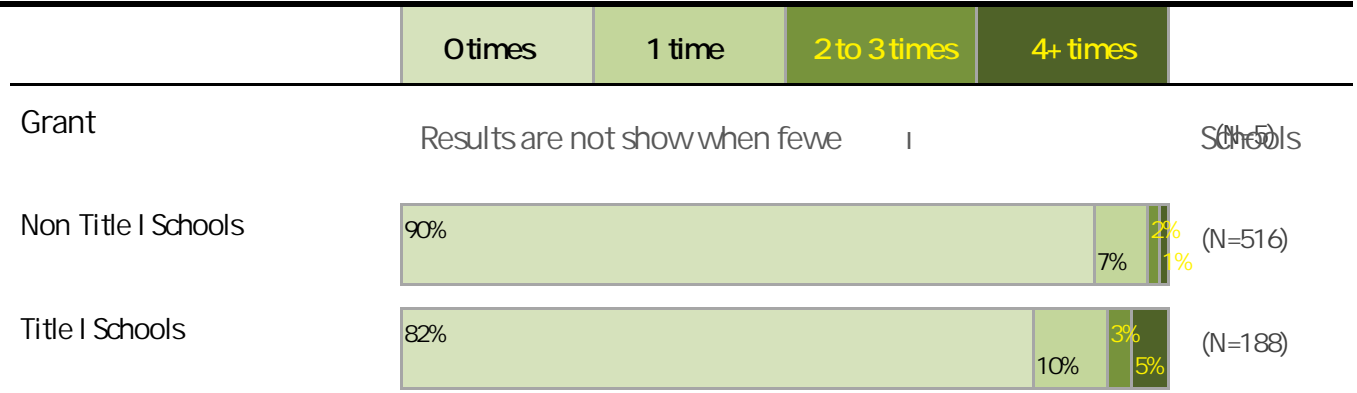


Portland Public Schools Successful Schools Survey

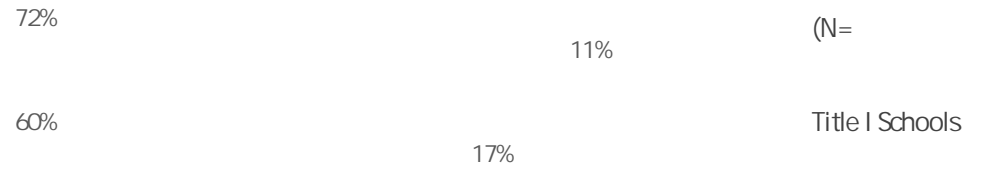
High School Student Responses 2016 17

Grant

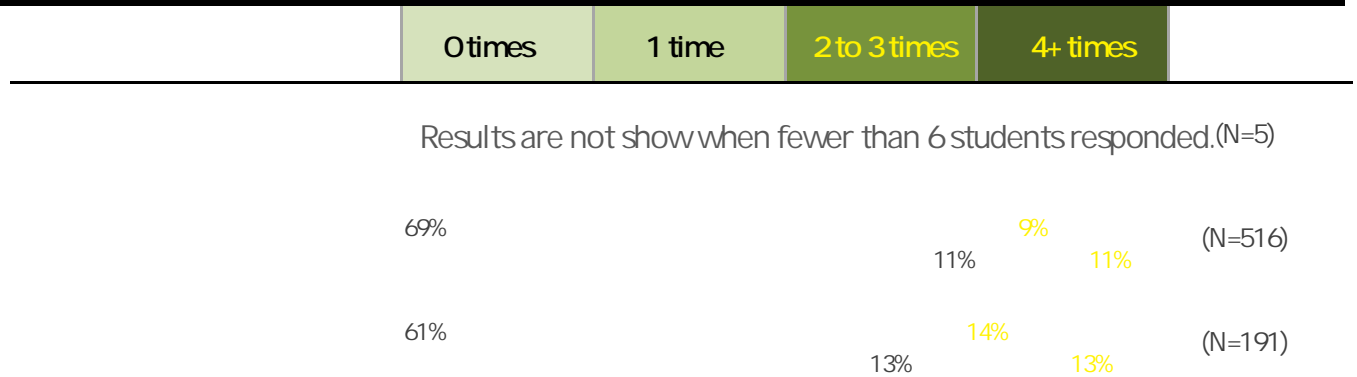
During the past 12 months, how many times on school property have you been in a physical fight?



Grant Non Title I Schools



During the past 12 months, how many times on school property have you had sexual jokes, comments, or gestures made to you?



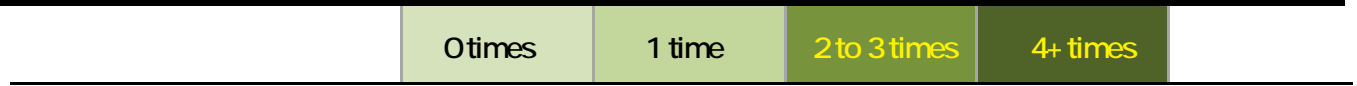
Portland Public Schools Successful Schools Survey

Grant



Portland Public Schools Successful Schools Survey High School Student Responses 2016 17

Grant



Grant



Portland Public Schools Successful Schools Survey
 High School Student Responses 2016 17

Grant



uitle @Schools

) uring the past 12 months
 ho many times on school
 property have you been made
 fun of insulted or called
 names

) uring the past 12 months
 ho many times on school
 property ere you harassed or
 bullied for your race ethnicity
 or national origin

Grant

Non uitle @Schools

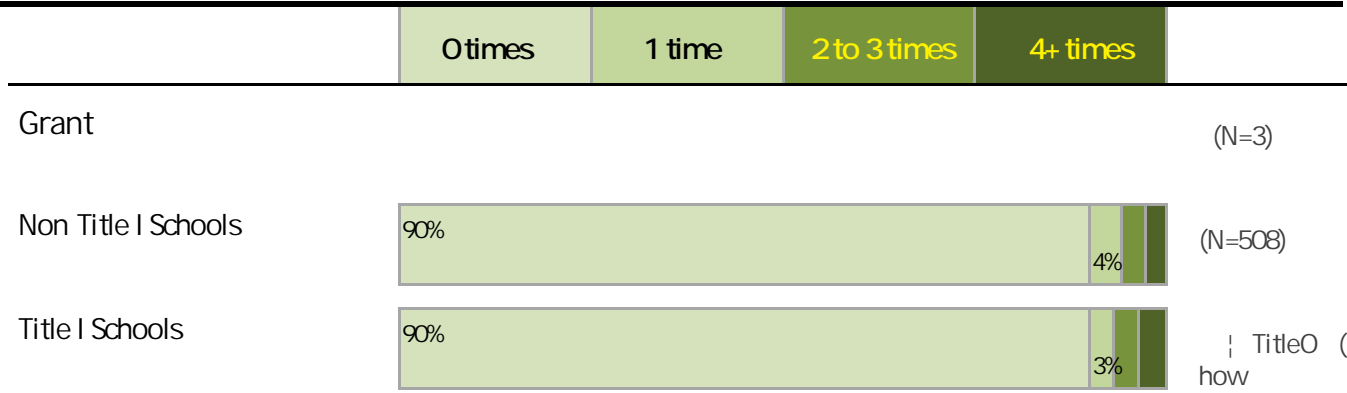
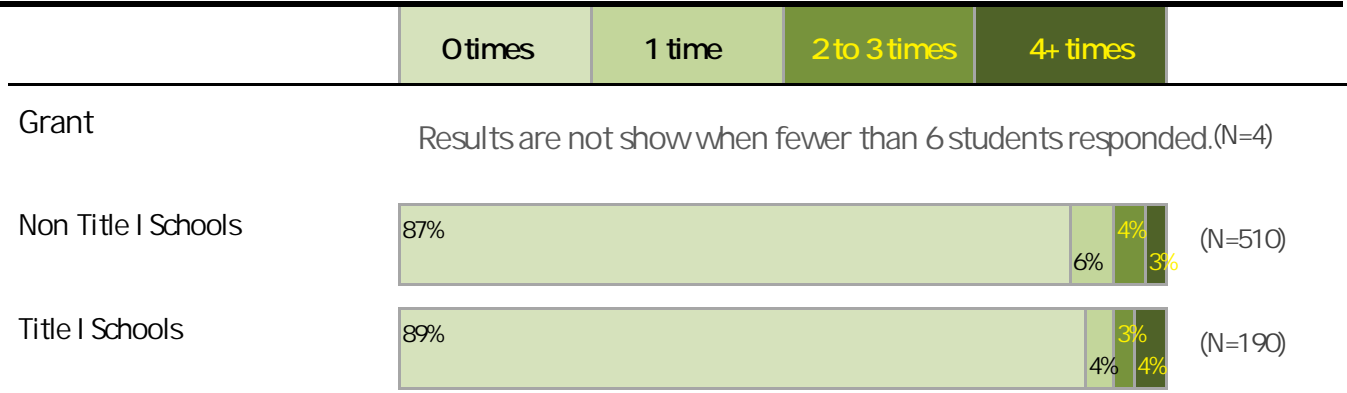
uitle @Schools

Portland Public Schools Successful Schools Survey

High School Student Responses 2016 17

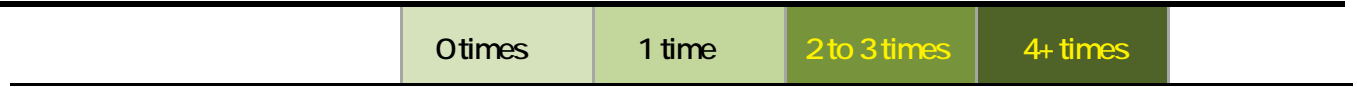
Grant

During the past 12 months, how many times on school property were you harassed or bullied for your gender?



Portland Public Schools Successful Schools Survey High School Student Responses 2016 17

Grant

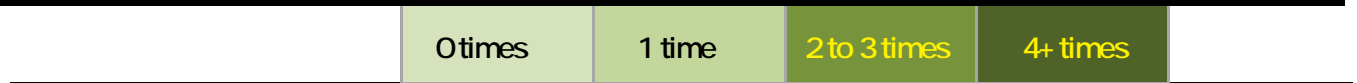


Grant

Non Title I Schools



Title I Schools



Portland Public Schools Successful Schools Survey

High School Student Responses 2016 17

Grant

Does a parent or some other


Grant

(N=4)

e #

Non Title I Schools

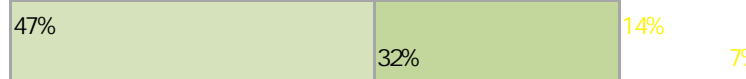
Non Title I Schools



(N=509)

Title I Schools

Title I Schools



(N=194)

Does a parent or some other grown up at home ask you about your grades?

Results are not show when fewer than 6 students responded.(N=3)



(N=509)



(N=193)

No, never

Yes, some of the time

Yes, most of the time


Yes, all of the time

When I start my reading/writing time (Language Arts/English) in class I understand what I am supposed to learn that day.

Grant

Results are not show when fewer than 6 students responded.(N=4)

Non Title I Schools



(N=488)

Title I Schools



(N=185)

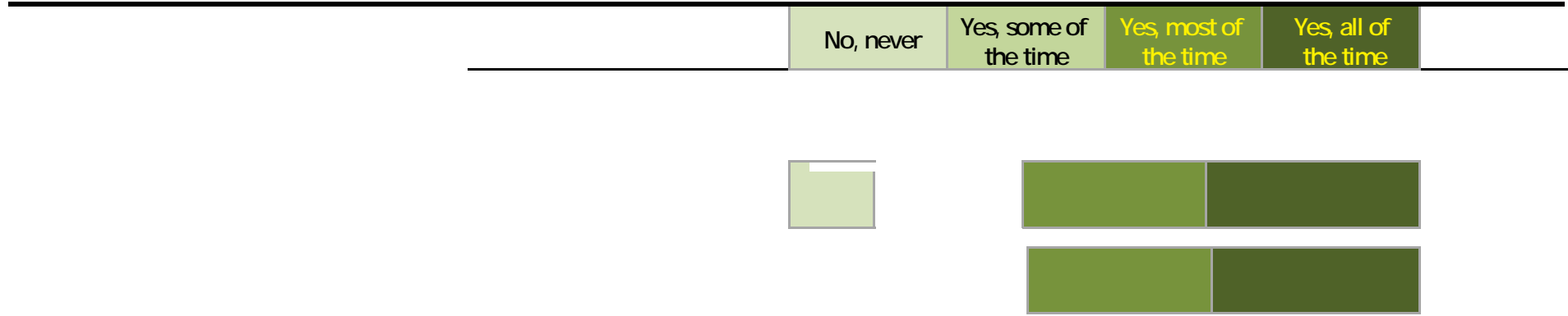
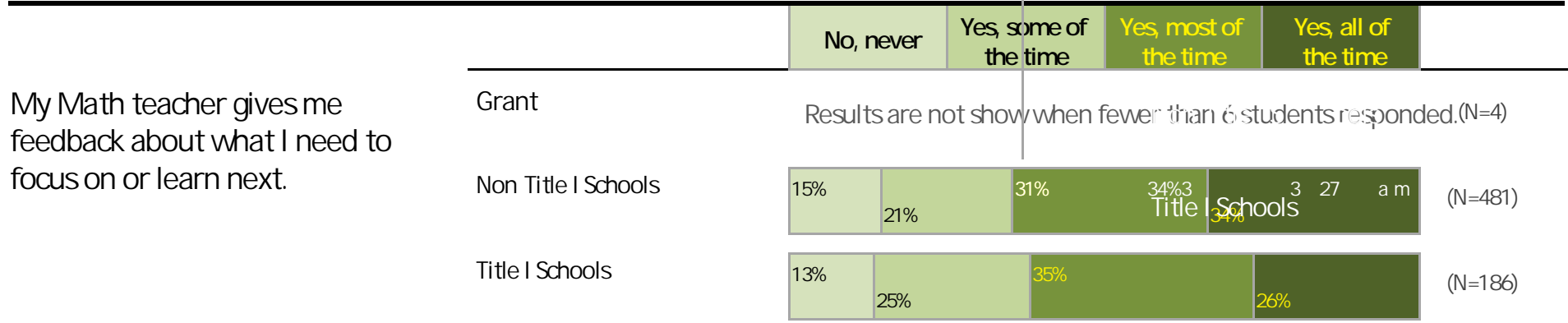
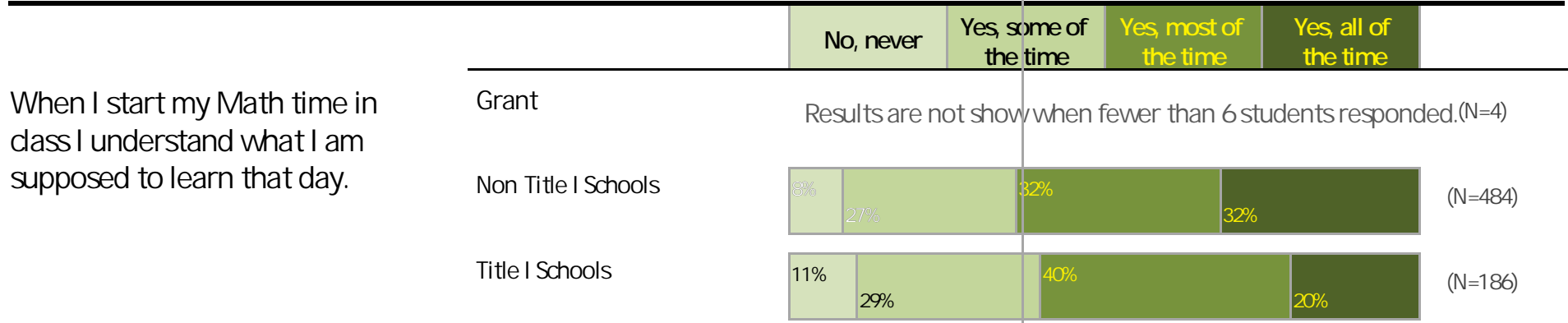
Portland Public Schools Successful Schools Survey

Grant



Portland Public Schools Successful Schools Survey High School Student Responses 2016 17


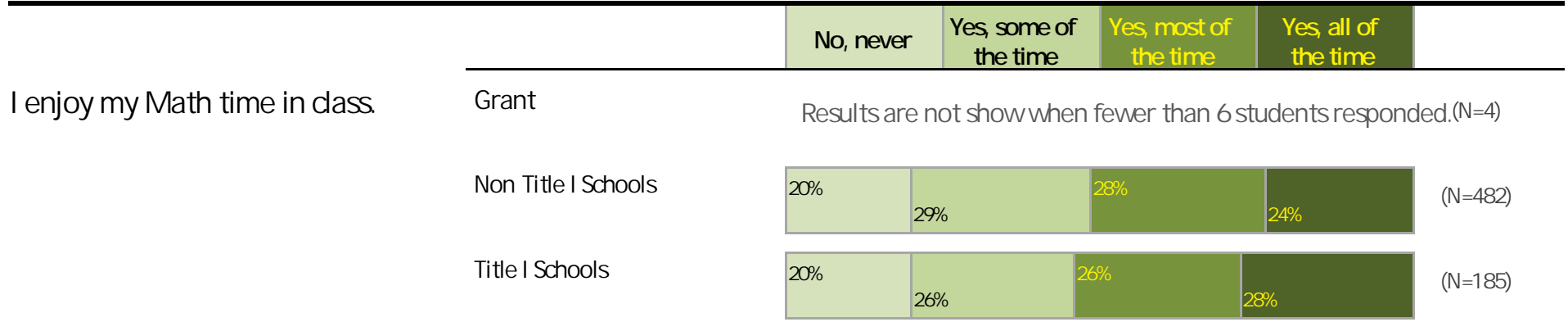
Grant



Portland Public Schools Successful Schools Survey

High School Student Responses 2016 17

Grant



Portland Public Schools Successful Schools Survey High School Student Responses 2016 17


Do you attend an alternative, CBO, or other Multiple Pathways program?

Grant




Results are not show when fewer than 6 students responded.(N=4)

Non Title I Schools



Title I Schools



Portland Public Schools Successful Schools Survey
High School Student Responses 2016 17

Grant



h = h o o o o
= o o k . o

8

h

"
.....
..... =
..... u o

U
7
u
8 V
.....

"
.....
..... =
..... u o

=
8
0
"
j
V j
)
\
"

o h h

h h o o o o
= o o k .

What races/ethnicities do you consider yourself?

African American

African

Burundian

Eritrean

Ethiopian

Somali

Other African

Other Black

Caribbean Islands

Other Black

American Indian/Alaska Native

Alaska Native

Burns Paiute Tribe

Confederated Tribes of the Coos, Lower Umpqua
& Siuslaw Indians

Confederated Tribes of the Grand Ronde
Community of Oregon

Confederated Tribes of Siletz Indians

Confederated Tribes of the Umatilla Indian
Reservation Indians

Confederated Tribes of Warm Springs

Coquille Indian Tribe

American Indian/Alaska Native (continued)

Cow Creek Band of Umpqua Tribe of Indians

Klamath Tribes

Other American Indian Tribe/Nation

Native/Indigenous to Canada

Asian

Asian Indian

Burmese

Cambodian

Chinese

Filipino

Hmong

Japanese

Karen

Korean

Laotian

Mien

Nepali

Thai

Tibet

re than one category, totals will exceed 100%)

h h o o o o
 = o o k . o

What races/ethnicities do you consider yourself?

Total Students: 7

.....

Middle Eastern/North African	0%
Pacific Islander	0%
Chuukese	0%
Guamanian or Chamorro	0%
Micronesian	0%
Native Hawaiian	0%
Samoan	0%
Tongan	0%
Other Pacific Islander	0%
White	29%
Romanian	0%
Russian	0%
Ukrainian	14%
European Countries	
Other White	
Blank	43%

Hispanic/Latino	14%
Caribbean Islands	0%
Central American Countries	0%
Indigenous Mexican, Central American or South American	14%

(Will exceed 100%.)

h h o o o o
= o o k .

Vu er of Sur ey Respo ses y S hool

Allia e@"e so *

Allia e@U eek*

"e so

"reakthrough S hool

#le ela d

#li to S hool

De Paul