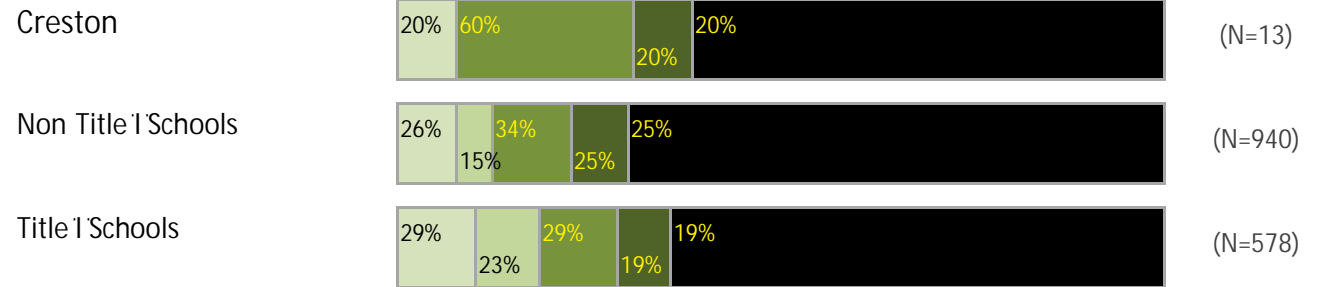


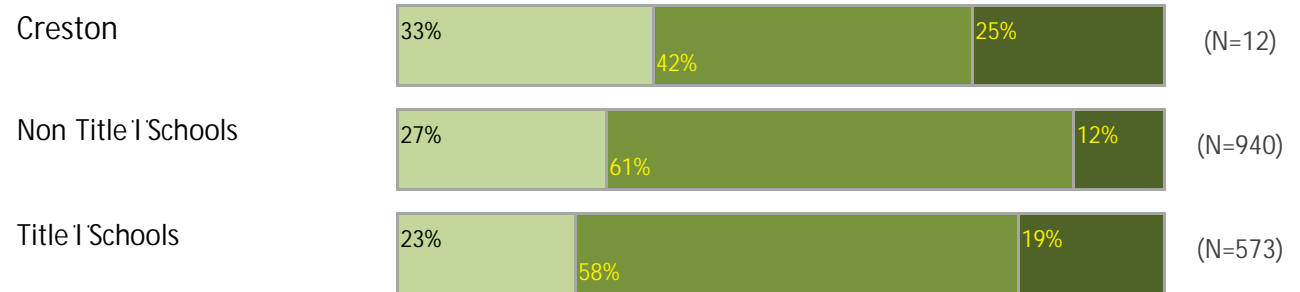
Did you eat breakfast this morning?



How many years have you been at this school?



Do you attend school in the...



| | | | |
|-----------|-------------------|--------------------------|--------|
| No, Never | Yes, Sometimes | Yes, Most of the Time | Yes, T |
|-----------|-------------------|--------------------------|--------|

Portland Public Schools

Creston

| | | | |
|-----------|-----------------------|-----------------------|----------------------|
| No, Never | Yes, Some of the Time | Yes, Most of the Time | Yes, All of the Time |
|-----------|-----------------------|-----------------------|----------------------|

| | | | |
|-----------|-----------------------|-----------------------|----------------------|
| No, Never | Yes, Some of the Time | Yes, Most of the Time | Yes, All of the Time |
|-----------|-----------------------|-----------------------|----------------------|

Portland Public Schools Successful Schools Survey

Elementary School Student Responses 2016 17

Creston

Page 6

| | No, Never | Yes, Some of the Time | Yes, Most of the Time | Yes, All of the Time | |
|--|-----------|-----------------------|-----------------------|----------------------|--|
|--|-----------|-----------------------|-----------------------|----------------------|--|



| | No, Never | Yes, Some of the Time | Yes, Most of the Time | Yes, All of the Time | |
|--|-----------|-----------------------|-----------------------|----------------------|--|
|--|-----------|-----------------------|-----------------------|----------------------|--|

| | No, Never | Yes, Some of the Time | Yes, Most of the Time | Yes, All of the Time | |
|--|-----------|-----------------------|-----------------------|----------------------|--|
|--|-----------|-----------------------|-----------------------|----------------------|--|

Portland Public Schools Successful Schools Survey
Elementary School

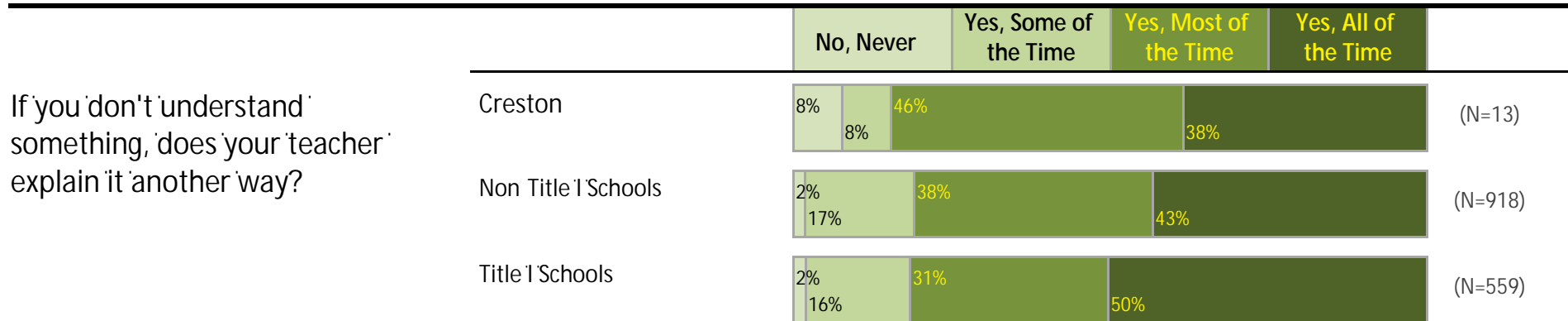


Creston

Portland Public Schools Successful Schools Survey

Elementary School Student Responses 2016 17

Creston


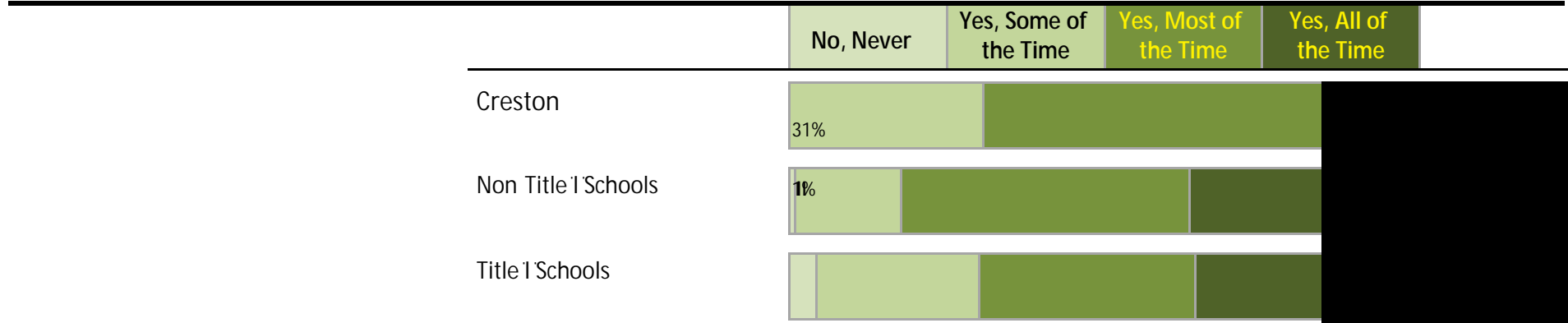
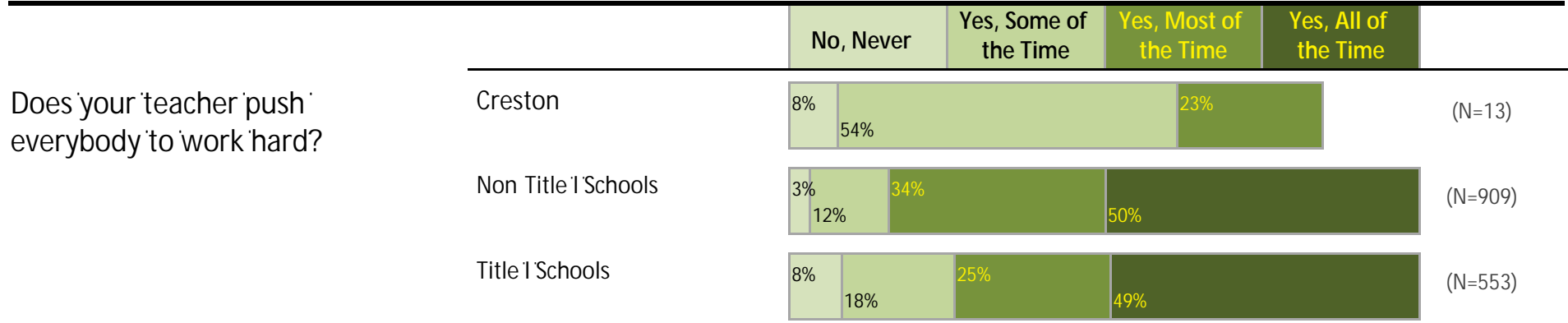
Page 8



Portland Public Schools Successful Schools Survey

Elementary School Student Responses 2016 17

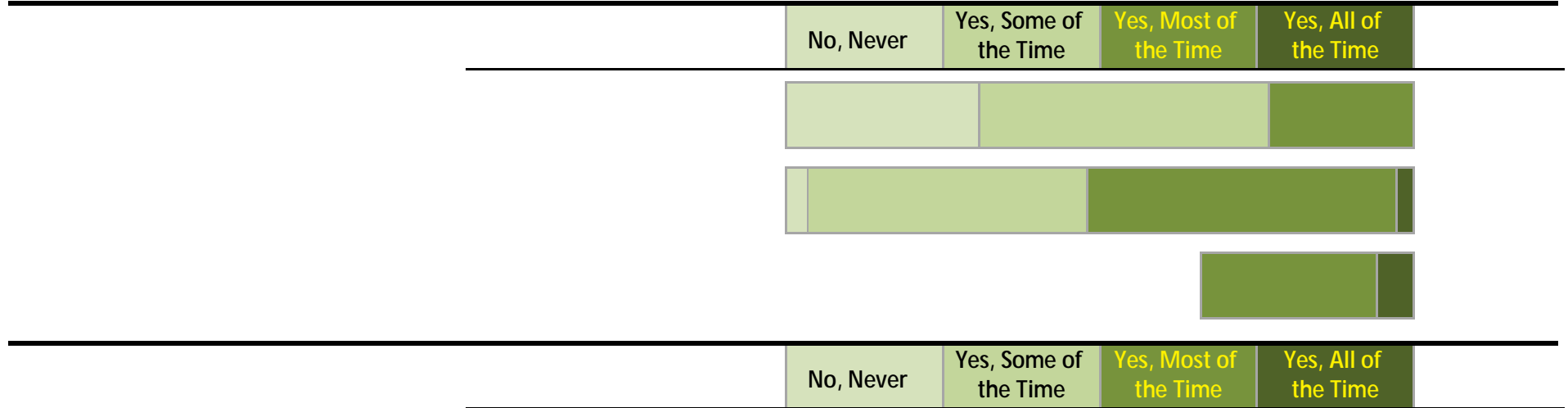
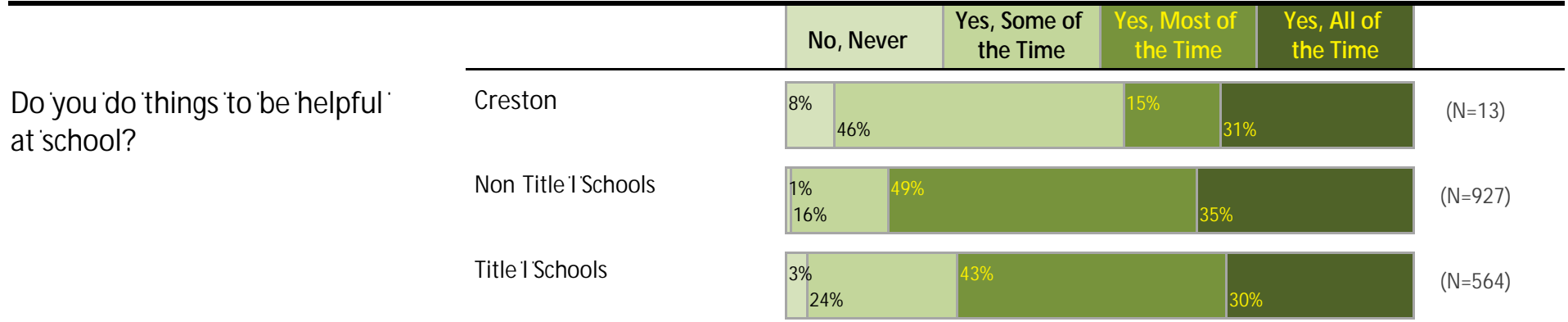
Creston



Portland Public Schools Successful Schools Survey

Elementary School Student Responses 2016 17


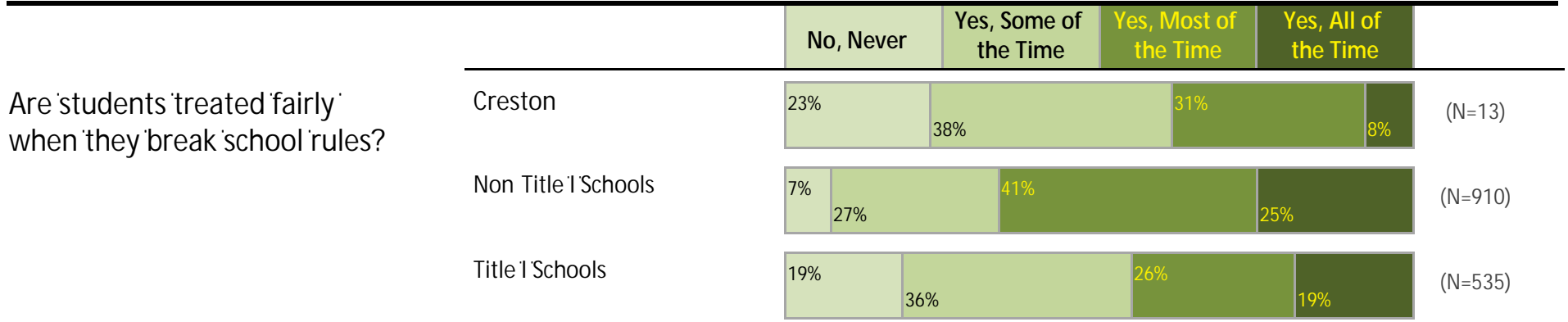

Creston



Portland Public Schools Successful Schools Survey

Elementary School Student Responses 2016 17

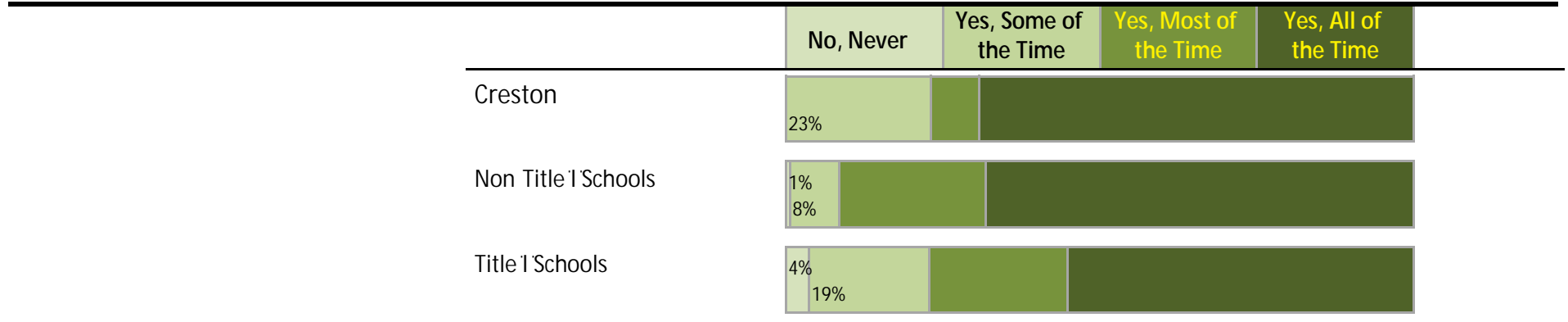
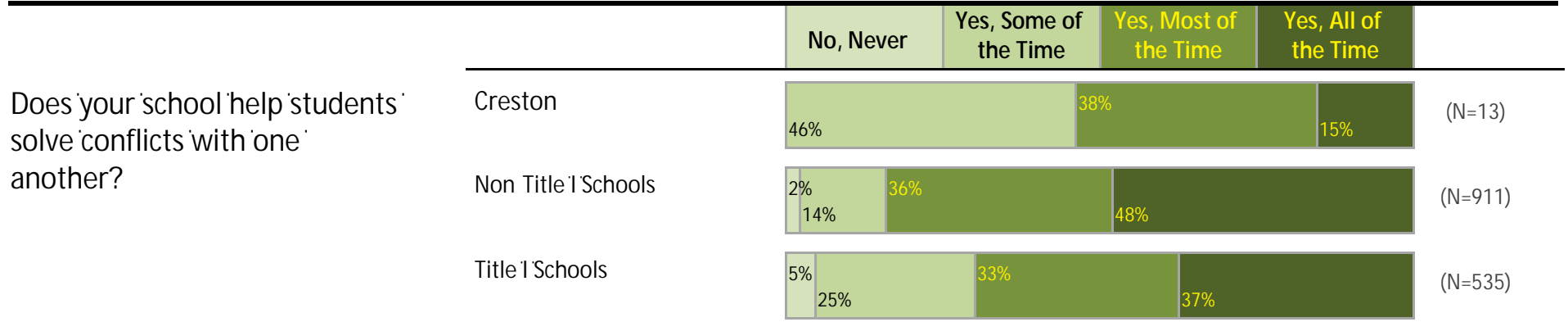
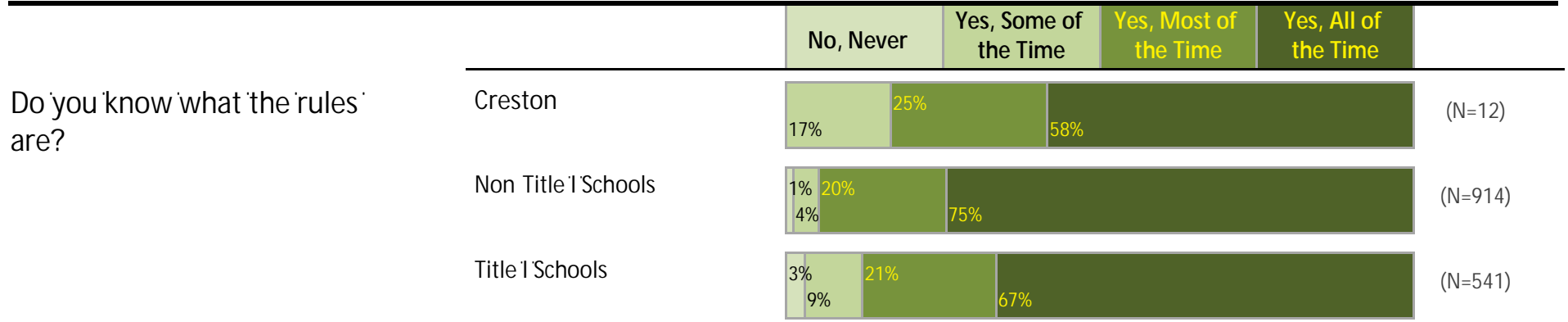
Creston



Portland Public Schools Successful Schools Survey

Elementary School Student Responses 2016 17

Creston



Portland Public Schools Successful Schools Survey
Elementary School Student Responses 2016 17

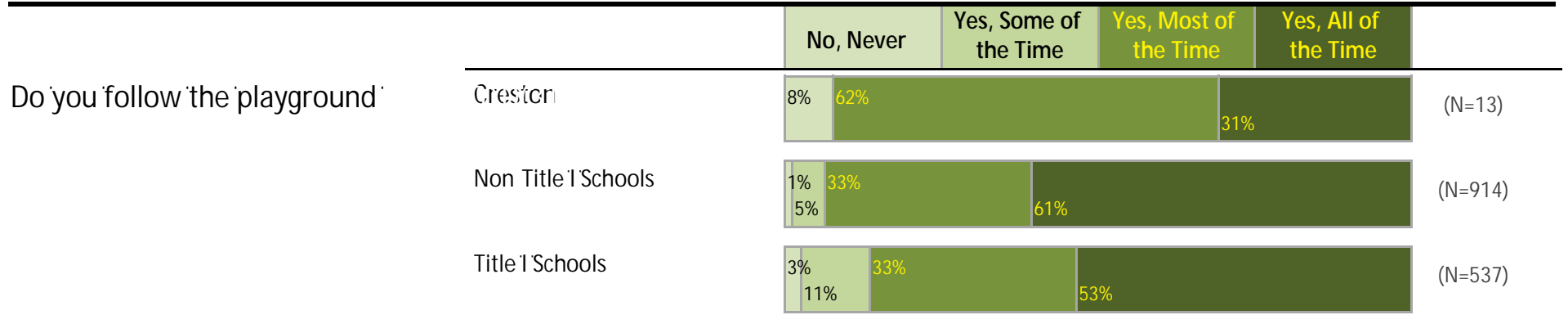
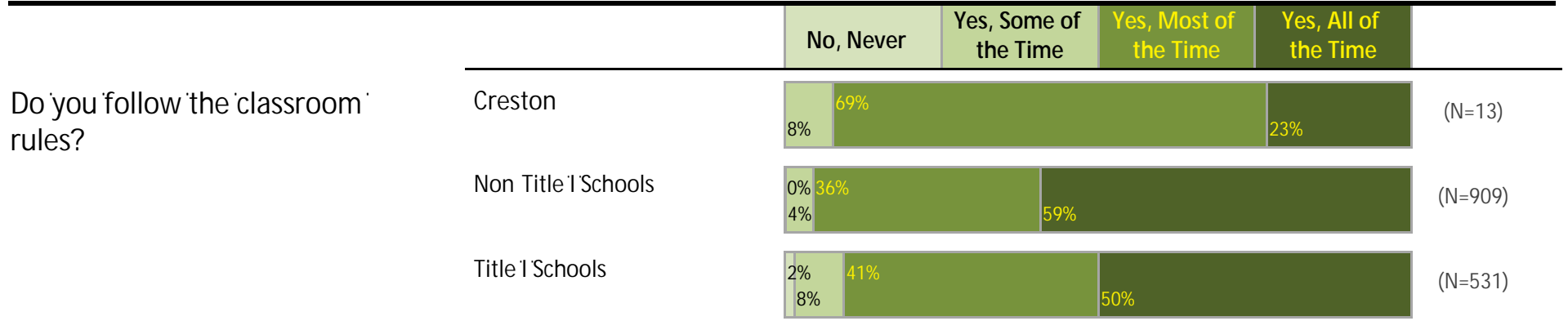
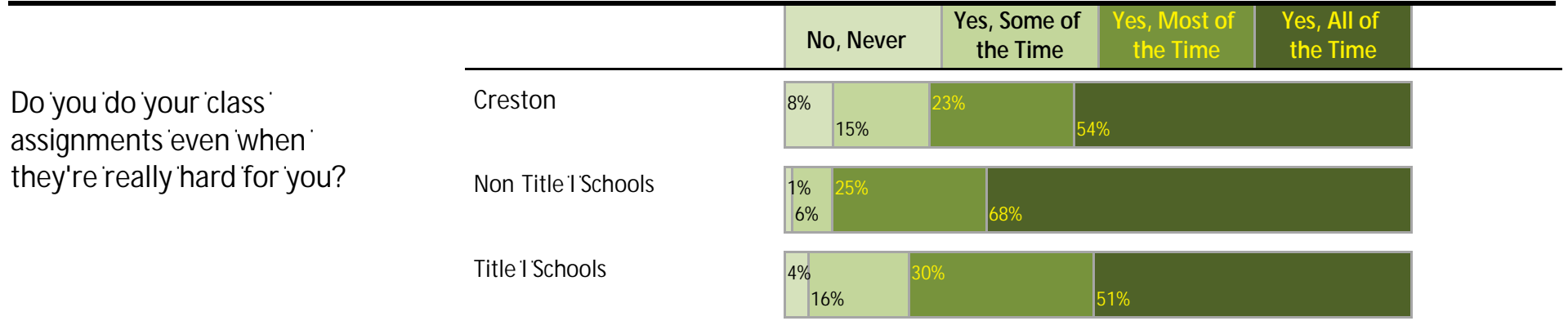
Creston



Portland Public Schools Successful Schools Survey

Elementary School Student Responses 2016 17

Creston



**Portland Public Schools Successful Schools Survey
Elementary School Student Responses**

Creston

Portland Public Schools Successful Schools Survey

Elementary School Student Responses 2016 17

Creston

| | No, Never | Yes, Some of the Time | Yes, Most of the Time | Yes, All of the Time |
|--|-----------|-----------------------|-----------------------|----------------------|
|--|-----------|-----------------------|-----------------------|----------------------|

| | No, Never | Yes, Some of the Time | Yes, Most of the Time | Yes, All of the Time |
|--|-----------|-----------------------|-----------------------|----------------------|
| | | | | |

| | No, Never | Yes, Some of the Time | Yes, Most of the Time | Yes, All of the Time |
|--|-----------|-----------------------|-----------------------|----------------------|
|--|-----------|-----------------------|-----------------------|----------------------|

Creston

| | | | |
|-----------|-----------------------|-----------------------|----------------------|
| No, Never | Yes, Some of the Time | Yes, Most of the Time | Yes, All of the Time |
|-----------|-----------------------|-----------------------|----------------------|

| | | | |
|-----------|-----------------------|-----------------------|----------------------|
| No, Never | Yes, Some of the Time | Yes, Most of the Time | Yes, All of the Time |
|-----------|-----------------------|-----------------------|----------------------|

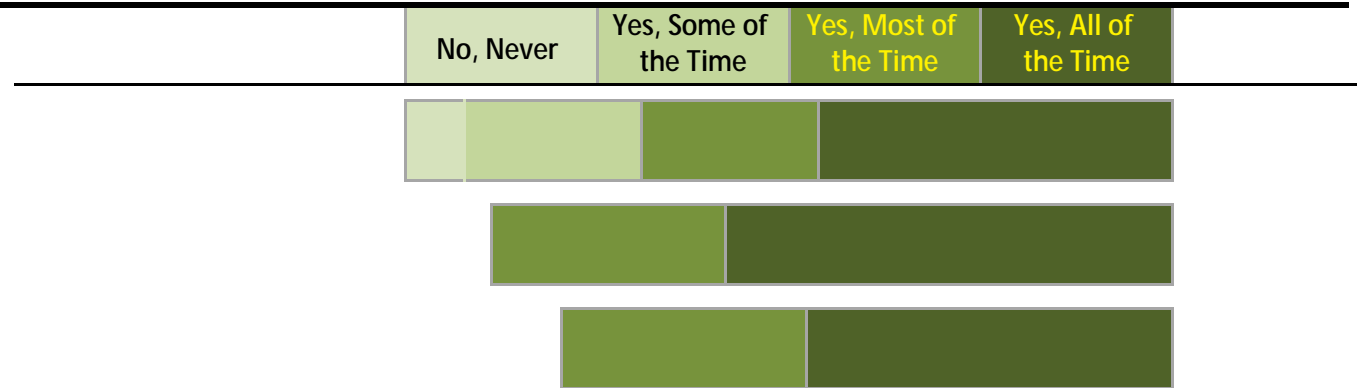
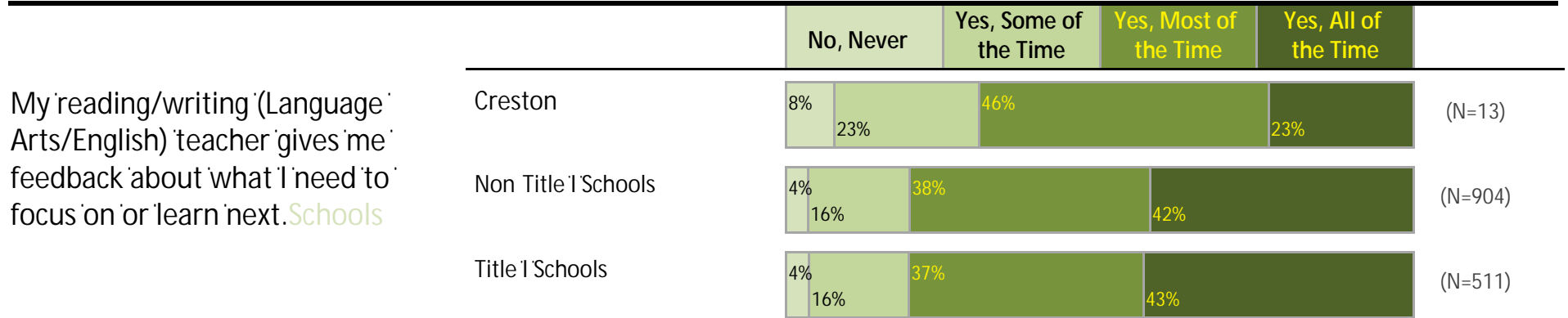
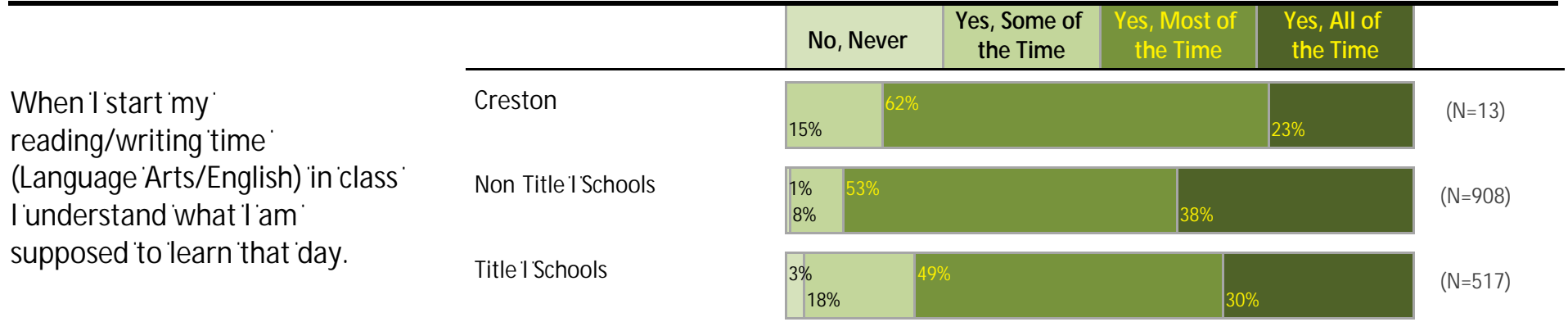
Portland Public Schools Successful Schools Survey
Elementary School

Creston

Portland Public Schools Successful Schools Survey

Elementary School Student Responses 2016 17

Creston





| | | | | | |
|--|-----------|----------|----------|----------|--|
| | No, Never | the Time | the Time | the Time | |
|--|-----------|----------|----------|----------|--|

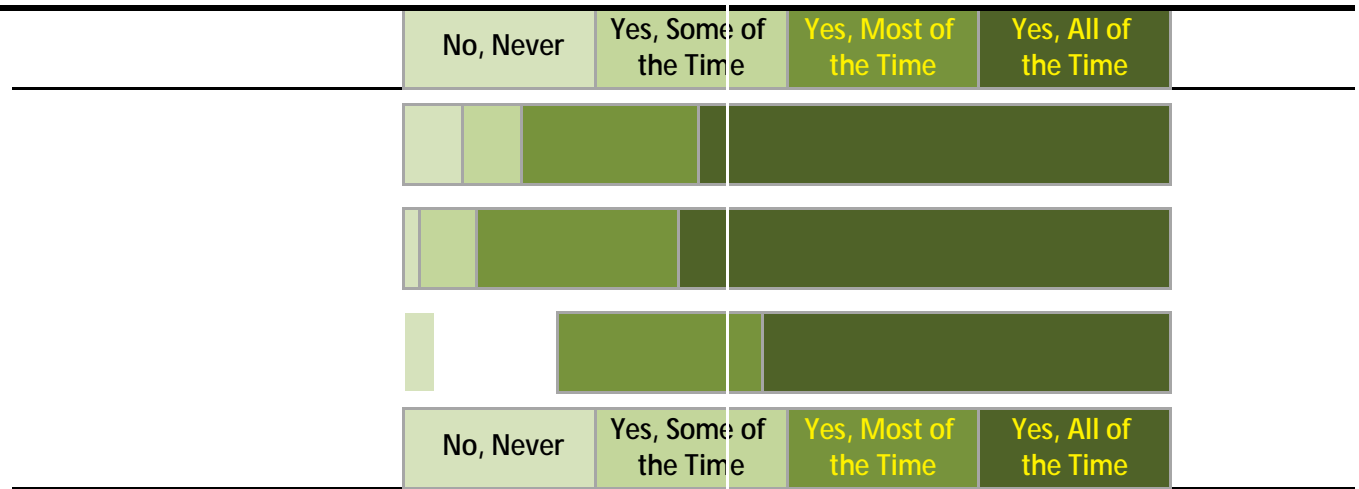


| | | | | | |
|--|-----------|-----------------------|-----------------------|----------------------|--|
| | No, Never | Yes, Some of the Time | Yes, Most of the Time | Yes, All of the Time | |
|--|-----------|-----------------------|-----------------------|----------------------|--|

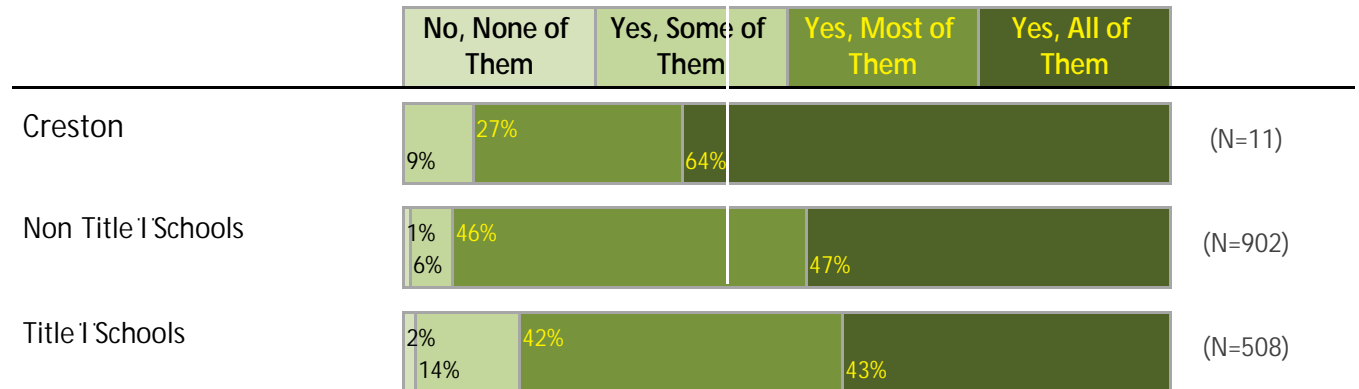
| | | | | | |
|--|-----------|--|-----------------------|----------------------|--|
| | No, Never | | Yes, Most of the Time | Yes, All of the Time | |
|--|-----------|--|-----------------------|----------------------|--|

Portland Public Schools Successful Schools Survey Elementary School Student Responses 2016 17

Creston



Did you understand the questions on this survey? 6%



Portland Public Schools Successful Schools Survey
Elementary School Student Responses 2016 17

Creston



Portland Public Schools Successful Schools Survey Elementary School Student Responses 2016 17

Creston

| | | | | | |
|--|---------------|----|----|----|-------|
| | 10 or younger | 11 | 12 | 13 | Other |
|--|---------------|----|----|----|-------|

| | | | | |
|--|------|--------|-------|--|
| | Male | Female | Other | |
|--|------|--------|-------|--|

Portland Public Schools Successful Schools Survey

Elementary School Student Responses 2016 17

Creston

If you are in an immersion program at this school please select your program (Mark all that apply):

Total Students: 13

| | |
|-------------------------|-----|
| Chinese Immersion | 0% |
| Japanese Immersion | 0% |
| Russian Immersion | 8% |
| Spanish Immersion | 0% |
| Vietnamese Immersion | 0% |
| Other | 38% |

Portland Public Schools Successful Schools Survey

Elementary School Student Responses 2016 17

Creston

Page 29

What races/ethnicities do you consider yourself?

African American

African

Burundian

Eritrean

Ethiopian

Somali

Other African

Other Black

Caribbean Islands

Other Black

American Indian/Alaska Native

Alaska Native

Burns Paiute Tribe

Confederated Tribes of the Coos, Lower Umpqua
& Siuslaw Indians

Confederated Tribes of the Grand Ronde
Community of Oregon

Confederated Tribes of Siletz Indians

Confederated Tribes of the Umatilla Indian
Reservation Indians

Confederated Tribes of Warm Springs

Coquille Indian Tribe

Cow Creek Band of Umpqua Tribe of Indians

Klamath Tribes

Other American Indian Tribe/Nation

Native/Indigenous to Canada

Asian

Asian Indian

Portland Public Schools Successful Schools Survey
Elementary School Student Responses 2016 17

Creston

Page 30

What races/ethnicities do you consider yourself?

Middle Eastern/North African

Portland Public Schools Successful Schools Survey
Elementary School Student Response 2016-17

Creston