

No Yes



No	Yes	I do	Yes do	Yes1g-0012Tc0Tw(No,T)Jf.22350Yes1g-00
----	-----	------	--------	---------------------------------------

No, Never	Yes, Sometimes	Yes, Most of the Time	Yes, All of the Time
-----------	-------------------	--------------------------	-------------------------

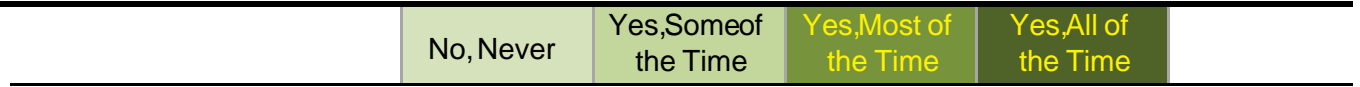
Portland Public Schools Successful Schools Survey
Elementary School Student Responses 2016 17

Arleta



Portland Public Schools Successful Schools Survey
Elementary School Student Response 2016-17

Arleta



Portland Public Schools Successful Schools Survey

Elementary School Student Response 2016-17

vÉ€ ün %'h #9

Arleta

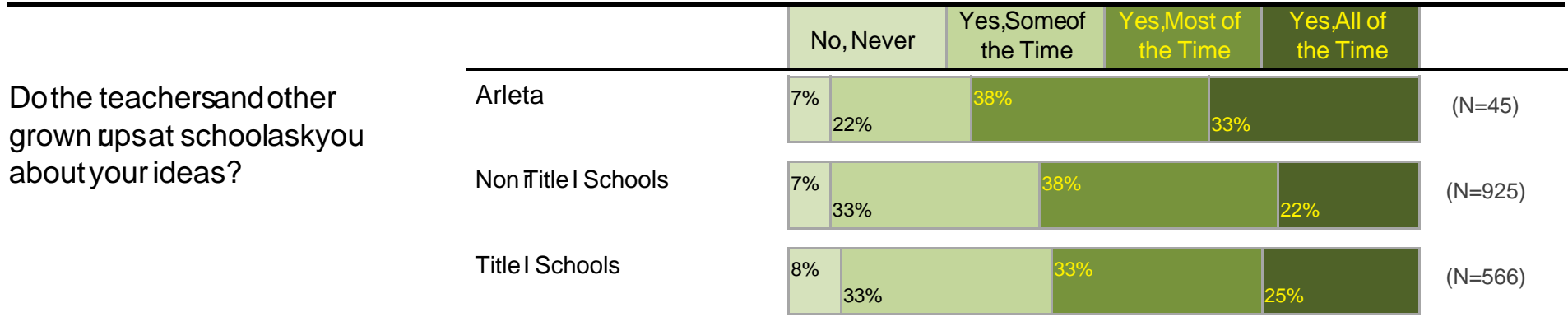
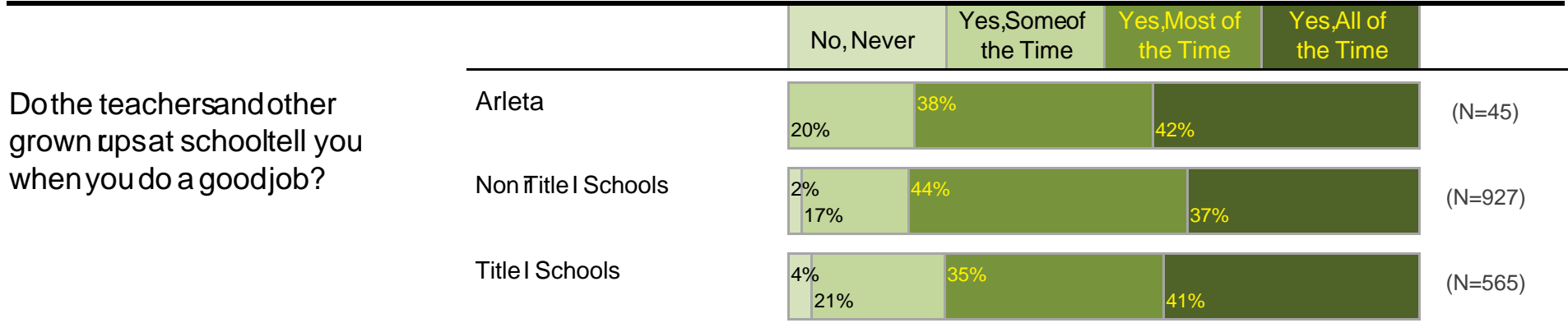
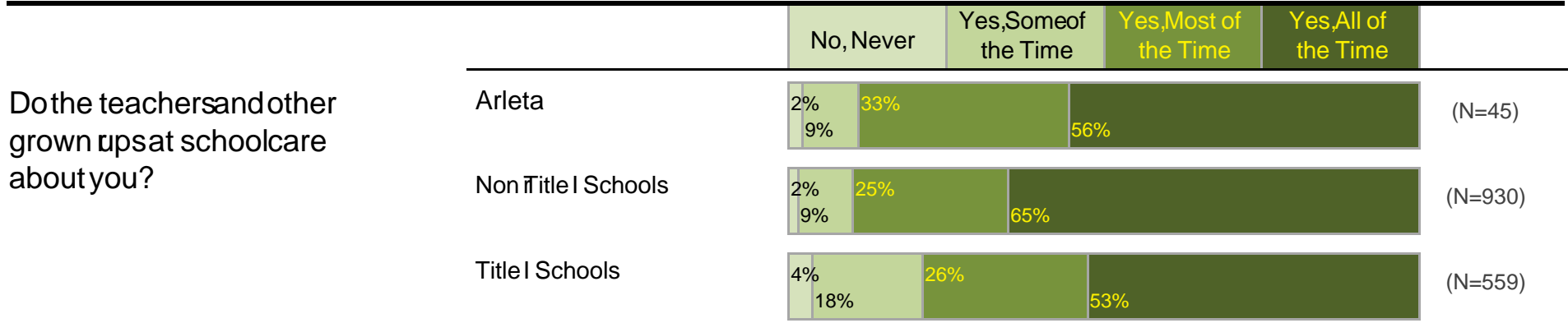


No, Never	Yes, Some of the Time	Yes, Most of the Time	Yes, All of the Time
-----------	-----------------------	-----------------------	----------------------

No, Never	Yes, Some of the Time	Yes, Most of the Time	Yes, All of the Time
-----------	-----------------------	-----------------------	----------------------

Portland Public Schools Successful Schools Survey Elementary School Student Response 2016-17

Arleta



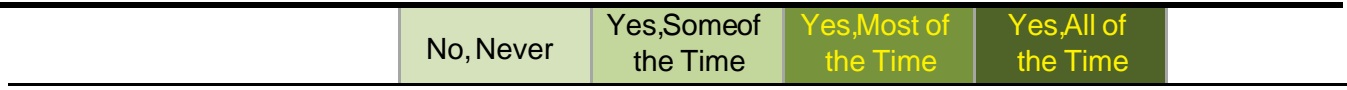
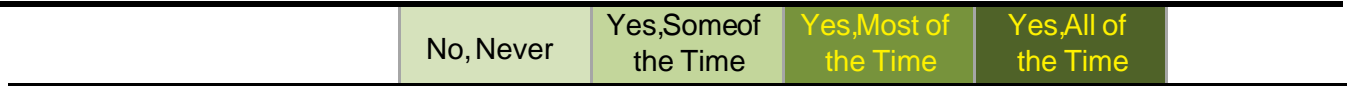
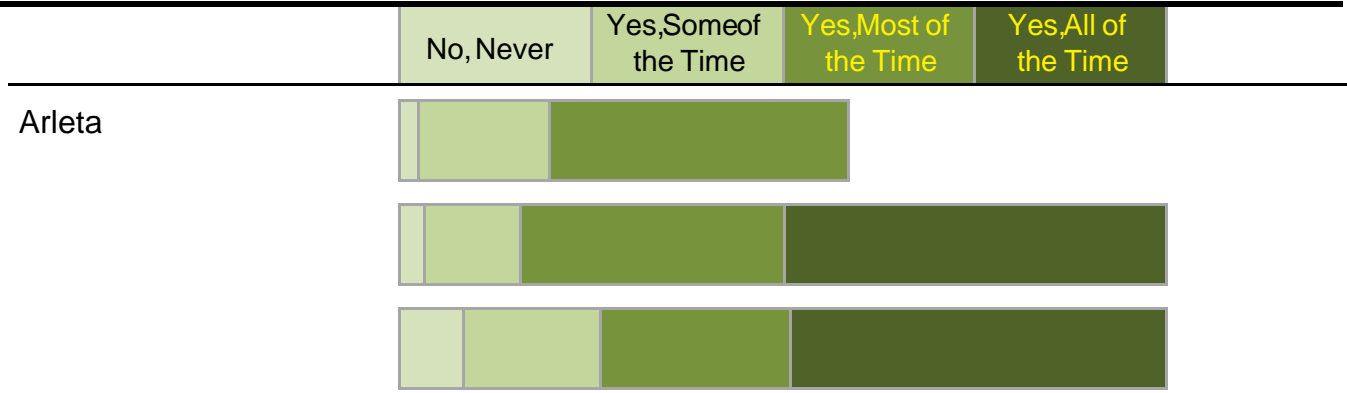
Portland Public Schools Successful Schools Survey
Elementary School Student Response 2016-17

Arleta

		No, Never	Yes, Some of the Time	Yes, Most of the Time	Yes, All of the Time	
Do your teachers ask you what you want to learn about?	Arleta	33%	42%	21%	5%	(N=43)
	Non Title I Schools	31%	44%	19%	6%	(N=920)
	Title I Schools	33%	37%	21%	9%	(N=563)
		No, Never	Yes, Some of the Time	Yes, Most of the Time	Yes, All of the Time	
	Arleta	44%	40%	14%	2%	(N=43)
	Non Title I Schools	32%	43%	16%	9%	(N=888)
	Title I Schools	26%	41%	19%		(N=545)
		No, Never	Yes, Some of the Time	Yes, Most of the Time	Yes, All of the Time	

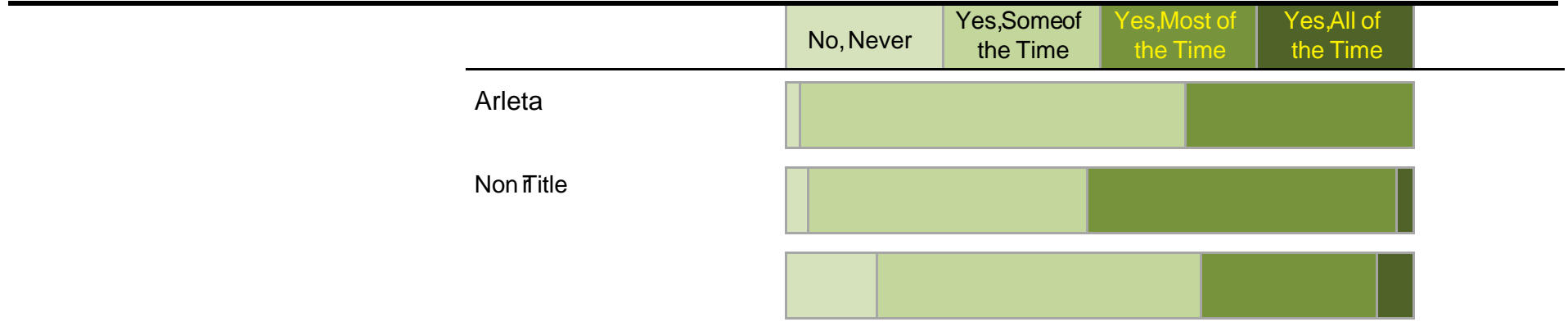
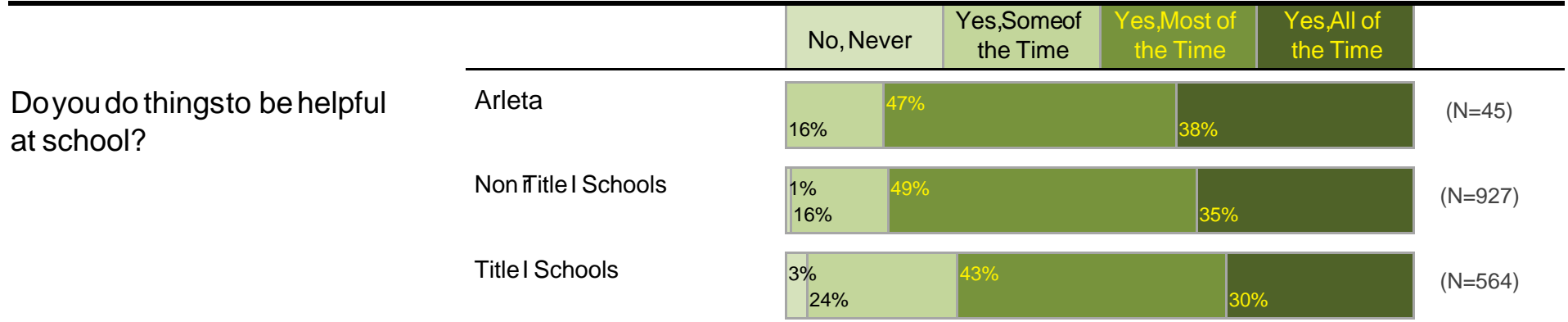
Portland Public Schools Successful Schools Survey
 Elementary School Student Response 2016-17

Arleta



Portland Public Schools Successful Schools Survey
 Elementary School Student Response 2016-17

Arleta



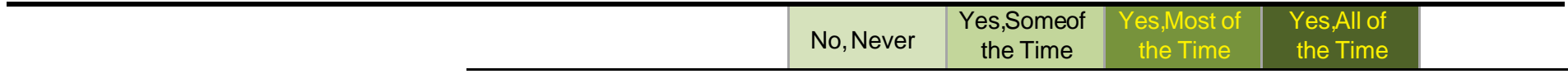
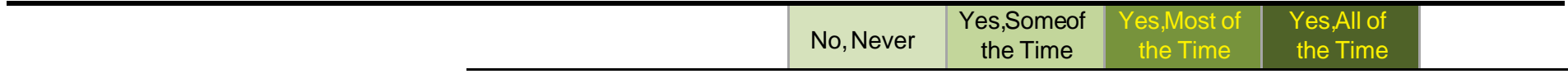
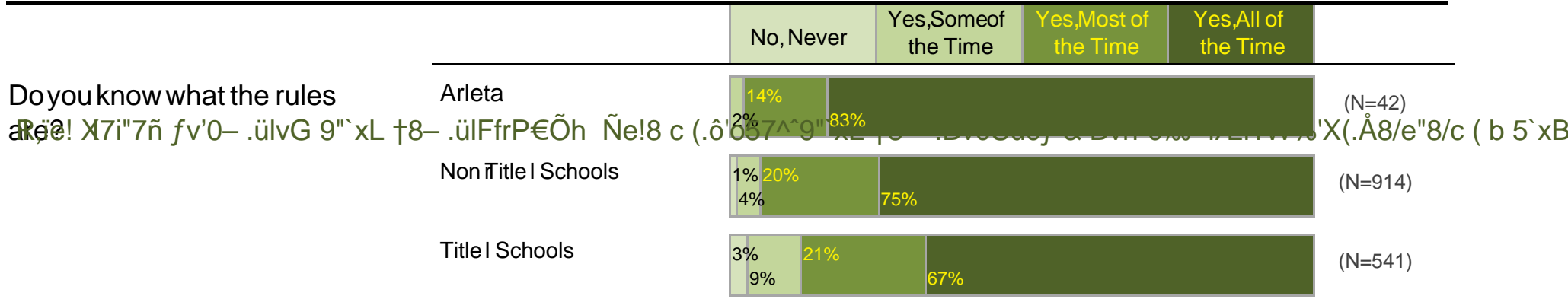
Arleta

No, Never	Yes, Some of the Time	Yes, Most of the Time	Yes, All of the Time
-----------	-----------------------	-----------------------	----------------------

No, Never	Yes, Some of the Time	Yes, Most of the Time	Yes, All of the Time
-----------	-----------------------	-----------------------	----------------------

Portland Public Schools Successful Schools Survey Elementary School Student Response 2016-17

Arleta



Portland

Arleta

No, Never	Yes, Some of the Time	Yes, Most of the Time	Yes, All of the Time
-----------	-----------------------	-----------------------	----------------------

No, Never	Yes, Some of the Time	Yes, Most of the Time	Yes, All of the Time
-----------	-----------------------	-----------------------	----------------------

PortlandPubliandPubliandPubliand

Arleta

Portland Public Schools Successful Schools Survey Elementary School Student Response 2016-17

Arleta

	No, Never	Yes, Some of the Time	Yes, Most of the Time	Yes, All of the Time
--	-----------	-----------------------	-----------------------	----------------------



Arleta



--	--	--	--	--	--

--	--	--	--	--	--

Yes

No


No, Some of the Time

Yes, Most of the Time

Yes, All of the Time

Portland Public Schools Successful Schools Survey
 Elementary School Student Response 2016-17

Arleta



Portland Public Schools Successful Schools Survey
Elementary School Student Response 2016-17

Arleta

	No, Never	Yes, Some of the Time	Yes, Most of the Time	Yes, All of the Time	Response3>T1 f Q 83.52 52
--	-----------	-----------------------	-----------------------	----------------------	-----------------------------


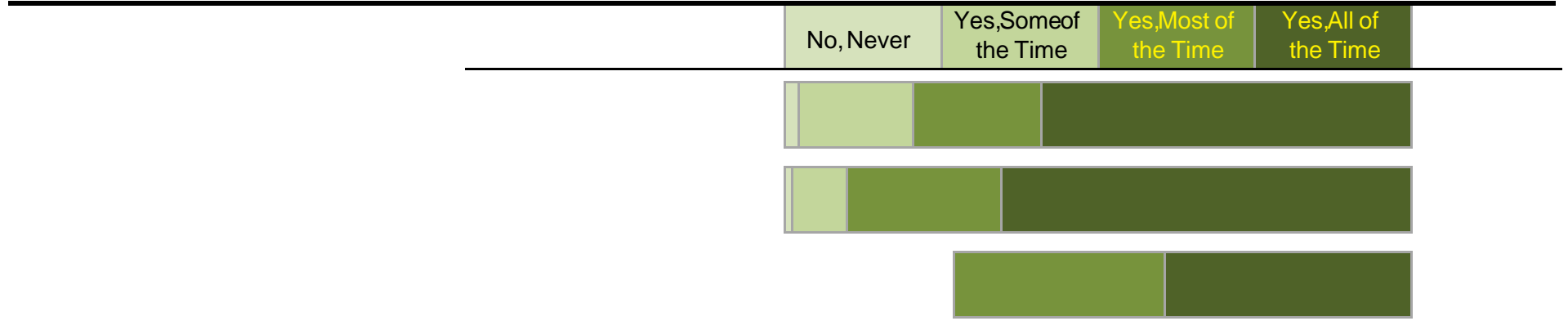
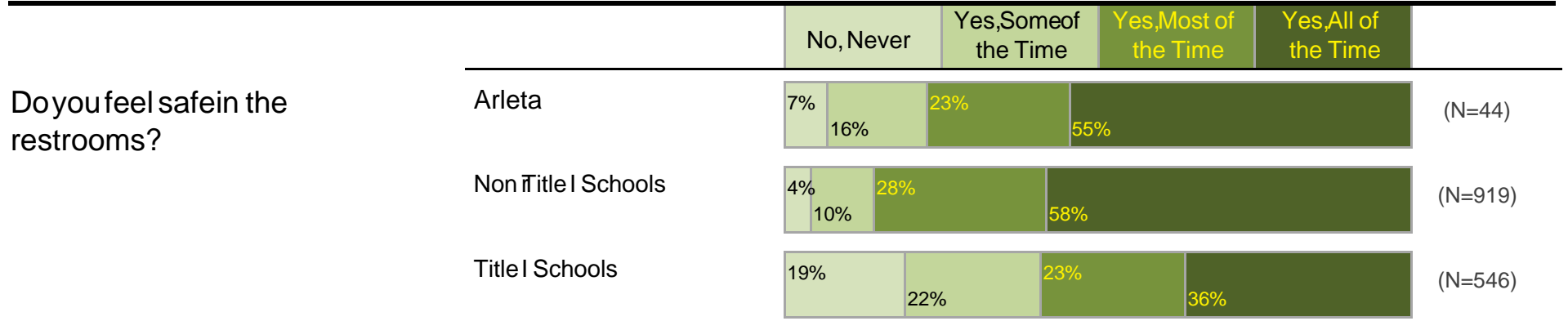


No, Never	Yes, Some of the Time	Yes, Most of the Time	Yes, All of the Time
-----------	-----------------------	-----------------------	----------------------

No, Never	Yes, Some of the Time	Yes, Most of the Time	Yes, All of the Time
-----------	-----------------------	-----------------------	----------------------

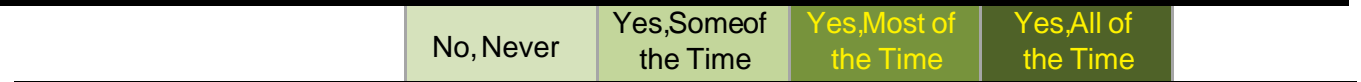
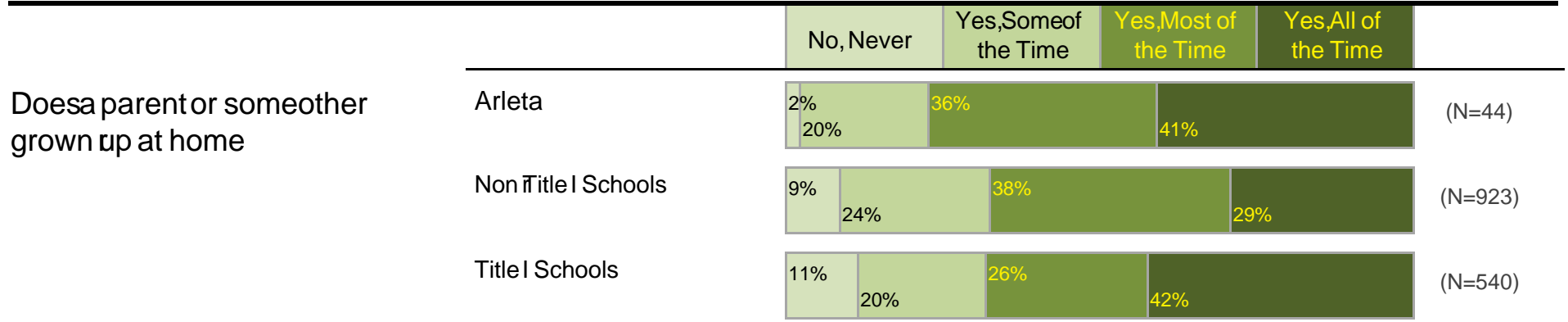
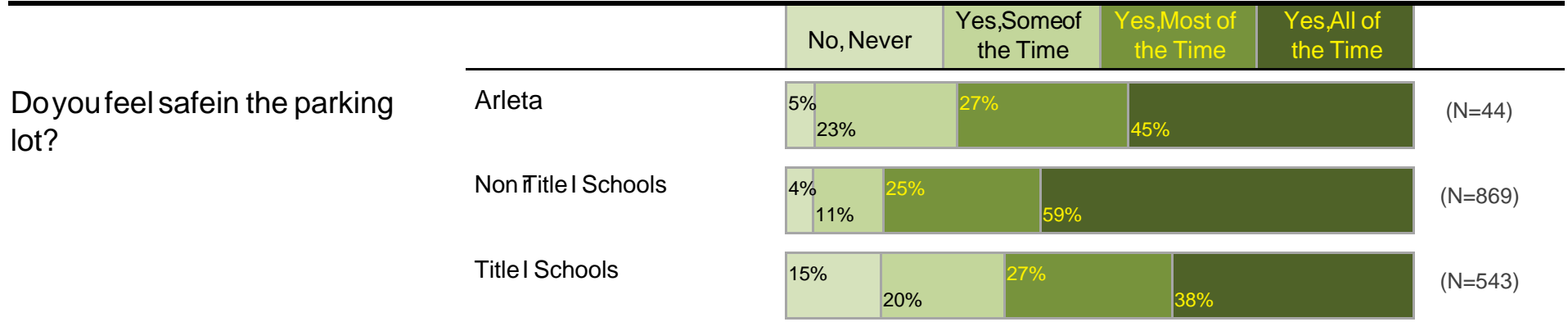
Portland Public Schools Successful Schools Survey
 Elementary School Student Response 2016-17

Arleta



Portland Public Schools Successful Schools Survey
Elementary School Student Response 2016-17

Arleta



Arleta

No, Never	Yes, Some of the Time	Yes, Most of the Time	Yes, All of the Time
-----------	-----------------------	-----------------------	----------------------

No, Never	Yes, Some of the Time	Yes, Most of the Time	Yes, All of the Time
-----------	-----------------------	-----------------------	----------------------

Portland Public Schools Successful Schools Survey Elementary School Student Response 2016/17

	No, Never	Yes, Some of the Time	Yes, Most of the Time	Yes, All of the Time
--	-----------	-----------------------	-----------------------	----------------------

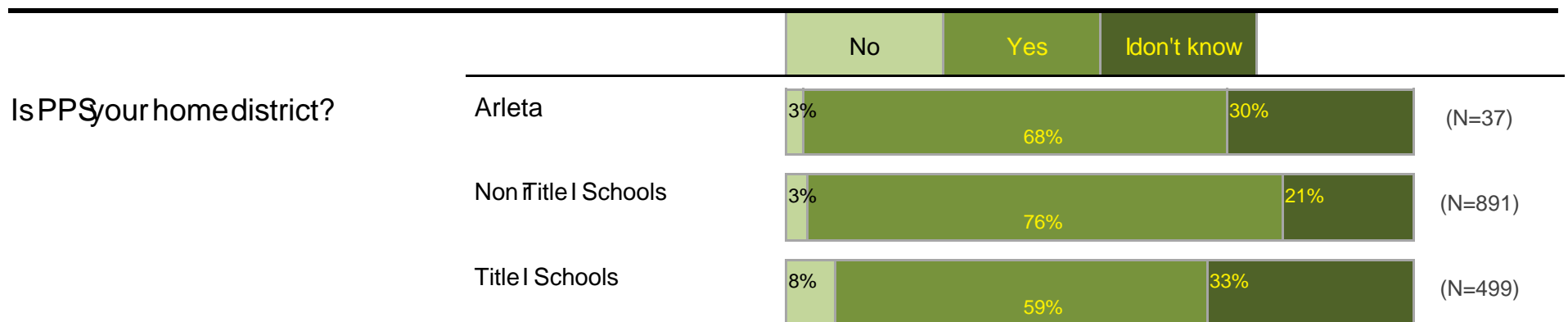

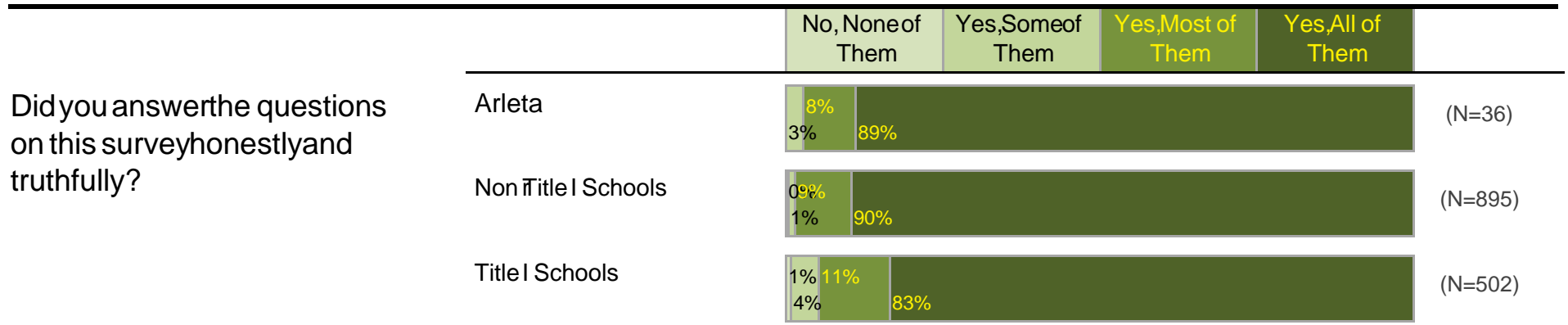


	No, Never	Yes, Some of the Time	Yes, Most of the Time	Yes, All of the Time
--	-----------	-----------------------	-----------------------	----------------------

	No, Never	Yes, Some of the Time	Yes, Most of the Time	Yes, All of the Time
--	-----------	-----------------------	-----------------------	----------------------



Portland Public Schools Successful Schools Survey Elementary School Student Response 2016-17

Arleta



Portland Public Schools Successful Schools Survey
Elementary School Student Response 2016-17

Arleta



Portland Public Schools Successful Schools Survey
Elementary School Student Response 2016-17

Arleta

Portland Public Schools Successful Schools Survey
 Elementary School Student Response 2016-17

Arleta

What races/ethnicities do you consider yourself?

Total Students: 46

(Because students could select more than one category, totals will exceed 100%.)

Hispanic/Latino

one

Middle Eastern/North African	0%
Pacific Islander	0%
Chuukese	0%
Guamanian or Chamorro	0%
Micronesian	0%
Native Hawaiian	0%
Samoan	0%
Tongan	0%
Other Pacific Islander	0%
White	33%
Romanian	2%
Russian	0%
Ukrainian	0%
European Countries	4%
Other White	20%

Portland Public Schools Successful Schools Survey
Elementary School Student Response 2016/17

Arleta

Page 31

Schools included in