

No Yes



Portland Public Schools Successful Schools Survey  
Elementary School Student Response 2016/17

Ainsworth

---

	No	Yes	I don't know	
--	----	-----	--------------	--

---



---

	No, Never	Yes, Sometimes	Yes, Most of the Time	Yes, All of the Time	
--	-----------	----------------	-----------------------	----------------------	--

---

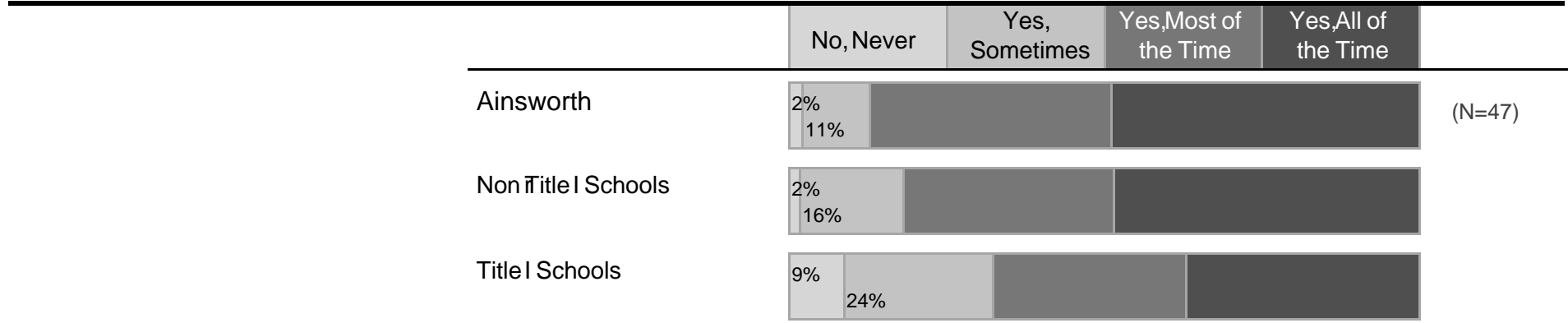
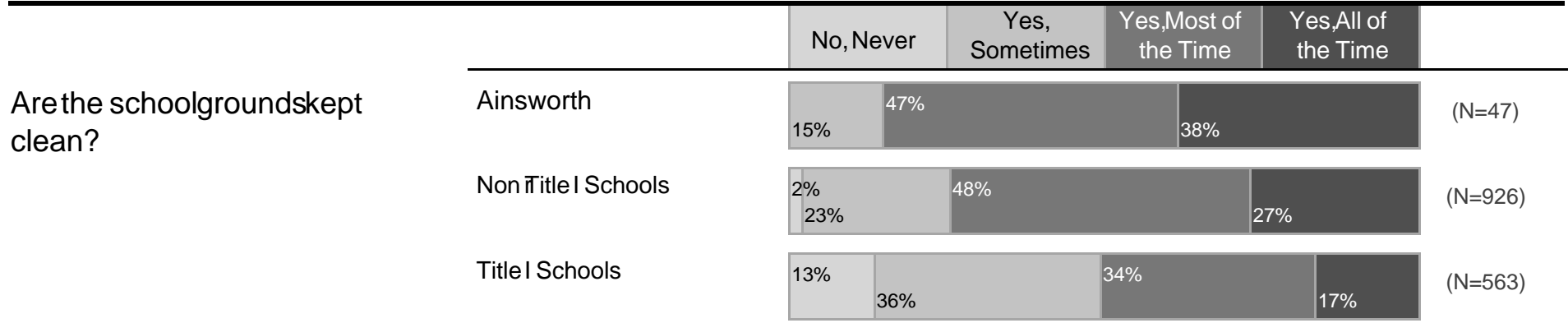
---

	No, Never	Yes, Sometimes	Yes, Most of the Time	Yes, All of the Time	
--	-----------	----------------	-----------------------	----------------------	--

---

Portland Public Schools Successful Schools Survey  
 Elementary School Student Response 2016-17

Ainsworth



Portland Public Schools Successful Schools Survey  
Elementary School Student Responses 2016r17

Ainsworth

---

	No, Never	Yes, Some of the Time	Yes, Most of the Time
--	-----------	-----------------------	-----------------------

---

---

	No, Never	Yes, Some of the Time	Yes, Most of the Time	Yes, All of the Time	Time B
--	-----------	-----------------------	-----------------------	----------------------	--------

---

# Portland Public Schools Successful Schools Survey

## Elementary School Student Responses 2016-17

Yes, Some of the Time  
Yes, Most of the Time  
Yes, All of the Time  
No, Never

Ainsworth

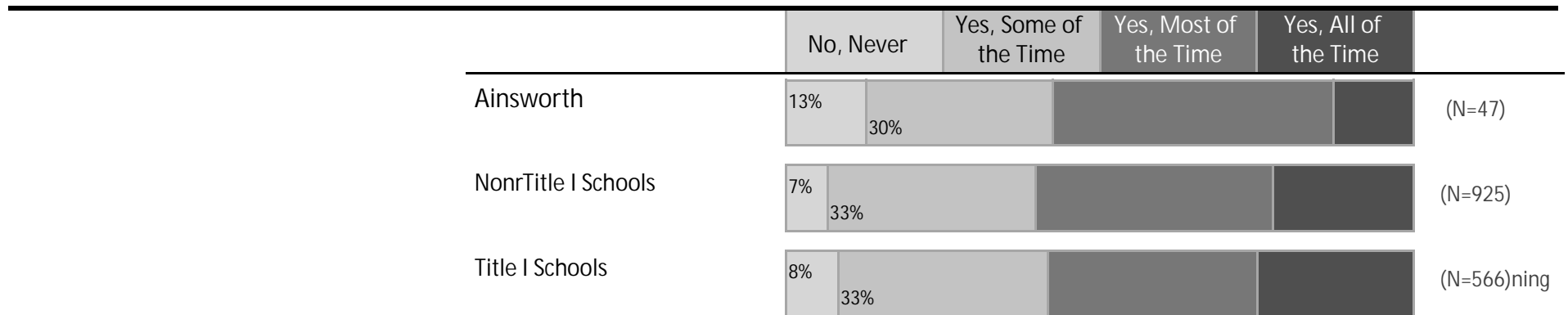
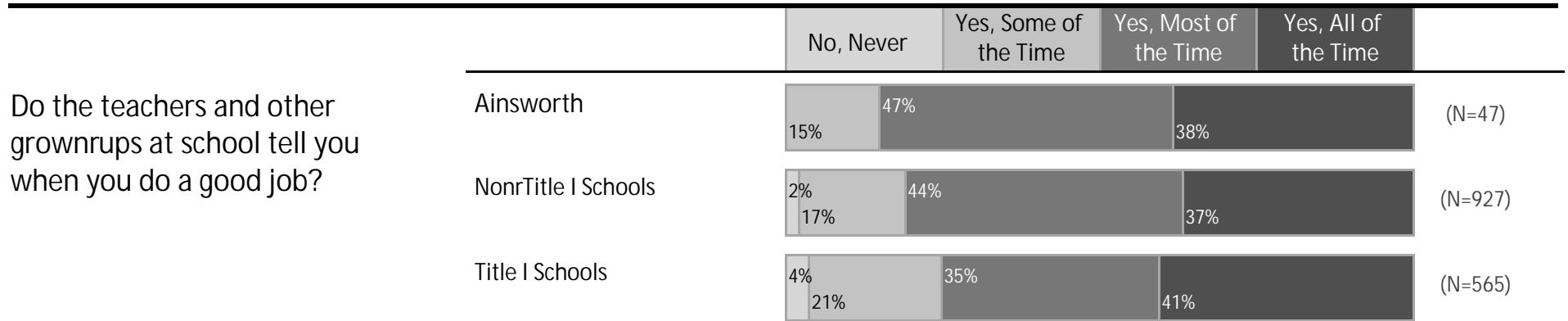
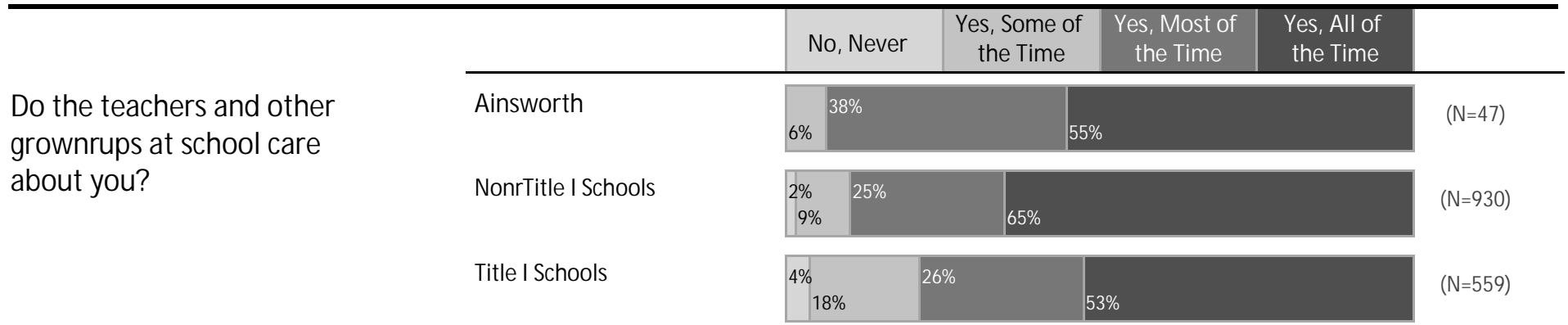


No, Never	Yes, Some of the Time	Yes, Most of the Time	Yes, All of the Time
-----------	-----------------------	-----------------------	----------------------

No, Never	Yes, Some of the Time	Yes, Most of the Time	Yes, All of the Time
-----------	-----------------------	-----------------------	----------------------

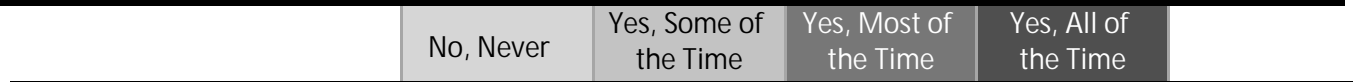
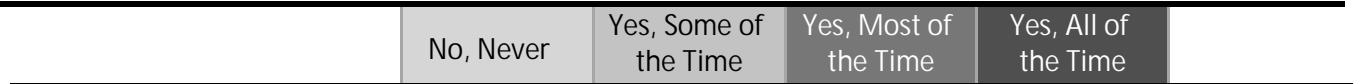
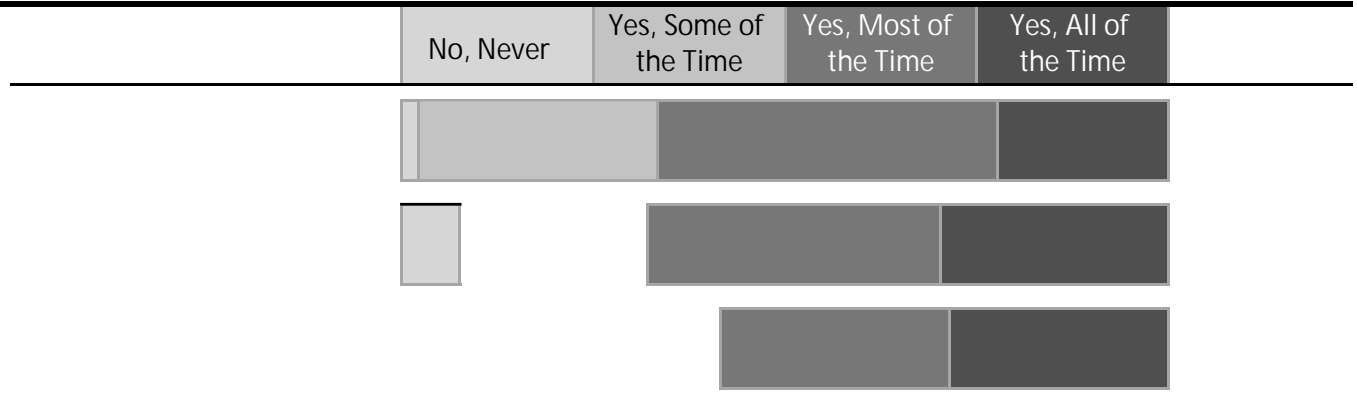
Portland Public Schools Successful Schools Survey  
Elementary School Student Responses 2016r17

Ainsworth



Portland Public Schools Successful Schools Survey  
 Elementary School Student Responses 2016r17

Ainsworth



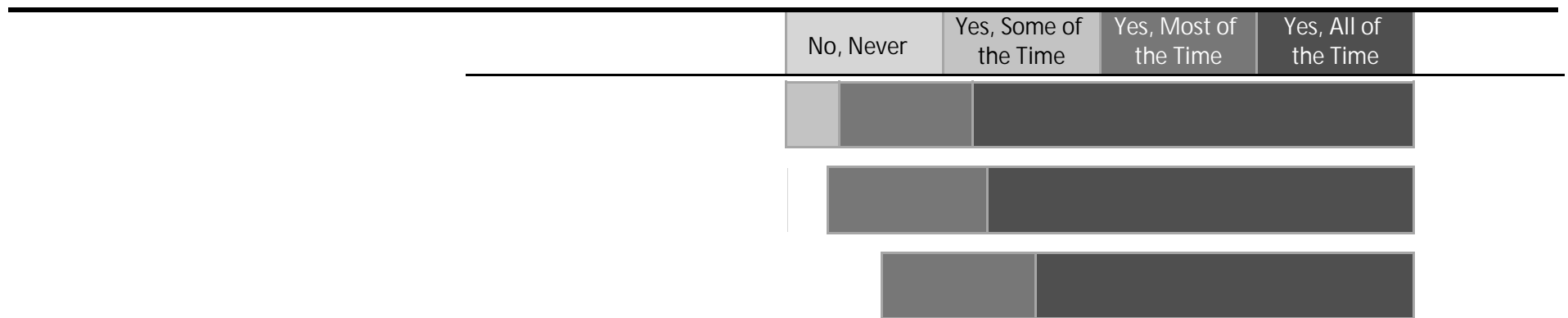
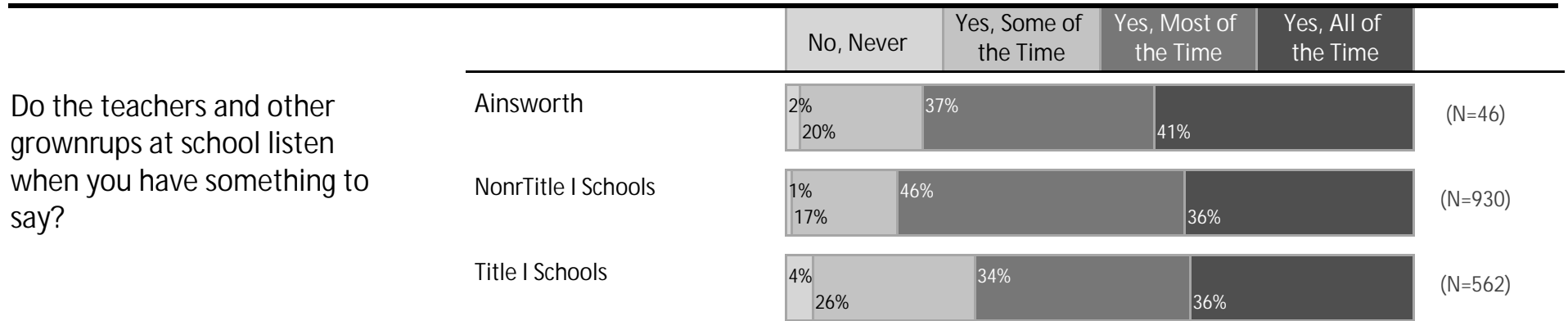
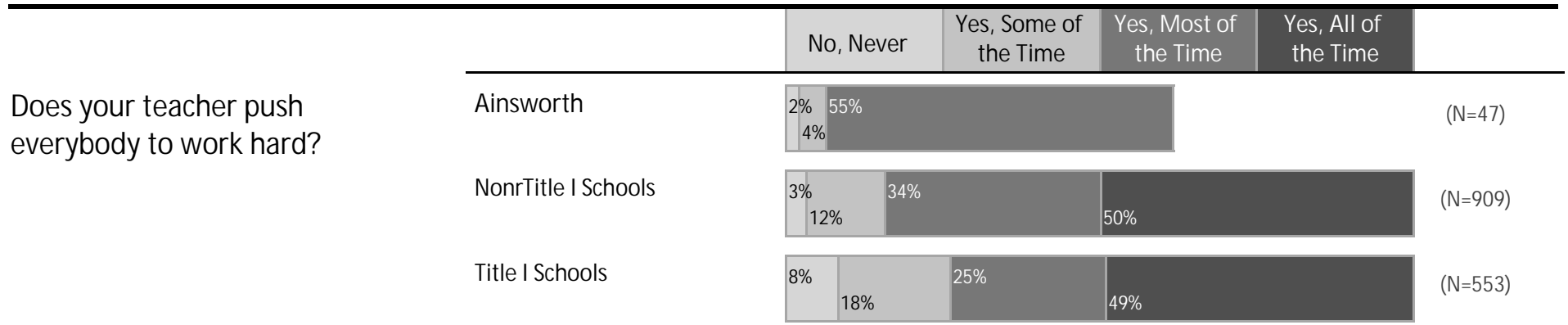
No, Never	Yes, Some of the Time	Yes, Most of the Time	Yes, All of the Time
-----------	-----------------------	-----------------------	----------------------





# Portland Public Schools Successful Schools Survey Elementary School Student Responses 2016r17

Ainsworth



Portland Public Schools Successful Schools Survey  
Elementary School Student Responses 2016r17

Ainsworth

---

	No, Never	Yes, Some of the Time	Yes, Most of the Time	Yes, All of the Time	
--	-----------	-----------------------	-----------------------	----------------------	--

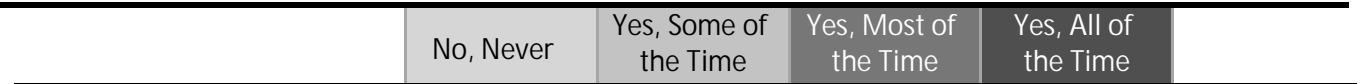
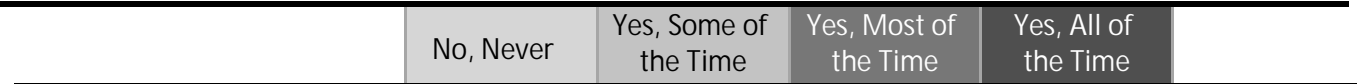
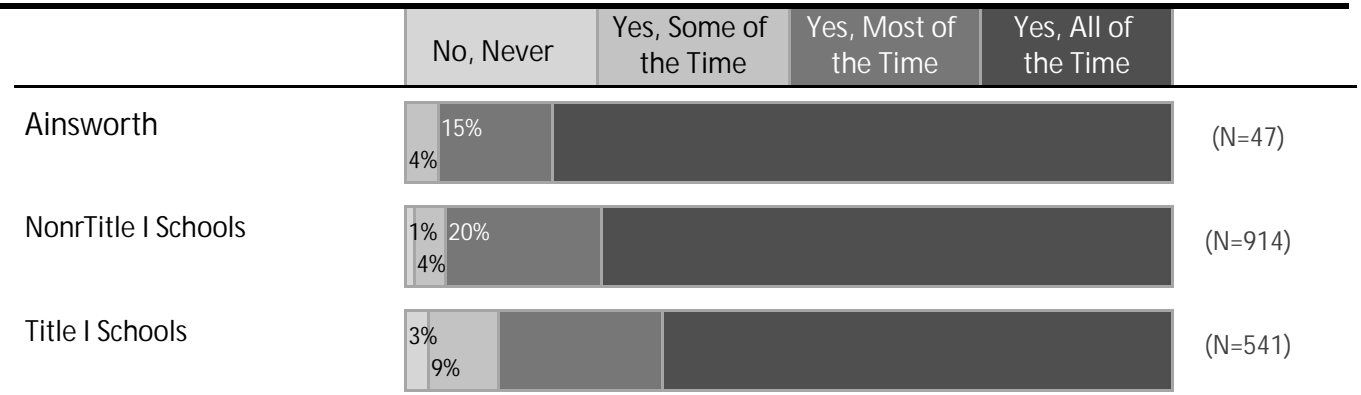
---



No, Never	Yes, Some of the Time	Yes, Most of the Time	Yes,
-----------	--------------------------	--------------------------	------

# Portland Public Schools Successful Schools Survey Elementary School Student Responses 2016r17

Ainsworth



Portland Public Schools Successful Schools Survey  
 Elementary School Student Response 2016-17

Ainsworth


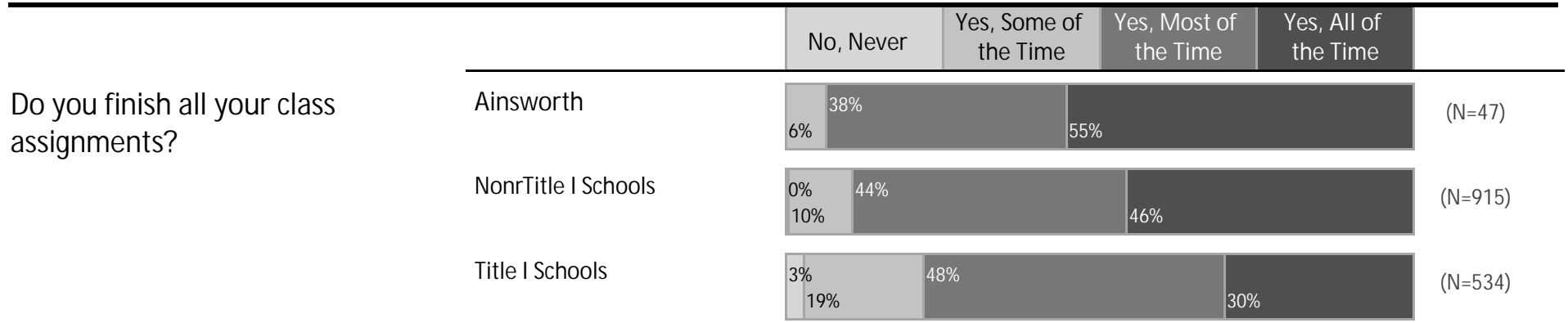
		No, Never	Yes, Some of the Time	Yes, Most of the Time	Yes, All of the Time	
Do the teachers and other	Ainsworth	13% 2%	85%			(N=47)
	Non Title I Schools	1% 5%	14% 80%			(N=914)
	Title I Schools	4% 13%	17%	66%		(N=541)

		No, Never	Yes, Some of the Time	Yes, Most of the Time	Yes, All of the Time	
--	--	-----------	-----------------------	-----------------------	----------------------	--

		No, Never	Yes, Some of the Time	Yes, Most of the Time	Yes, All of the Time	
--	--	-----------	-----------------------	-----------------------	----------------------	--

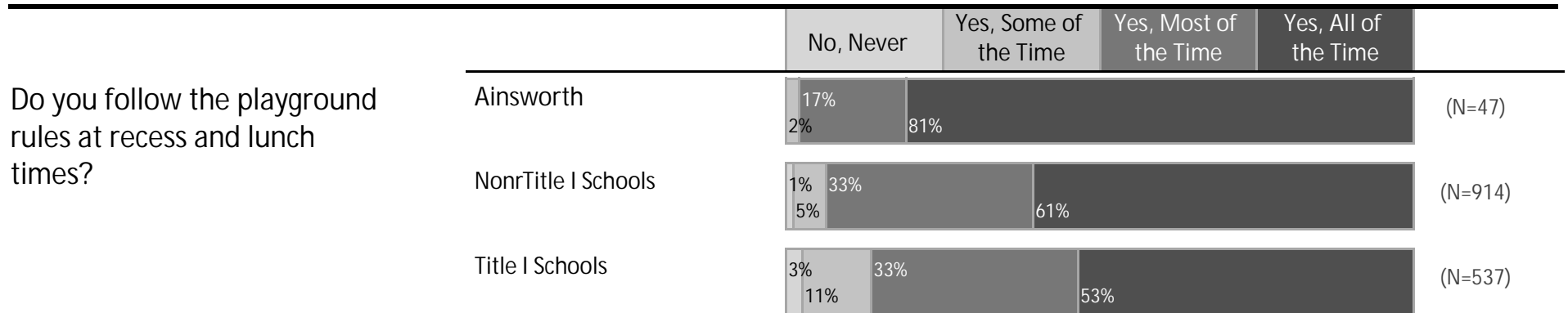
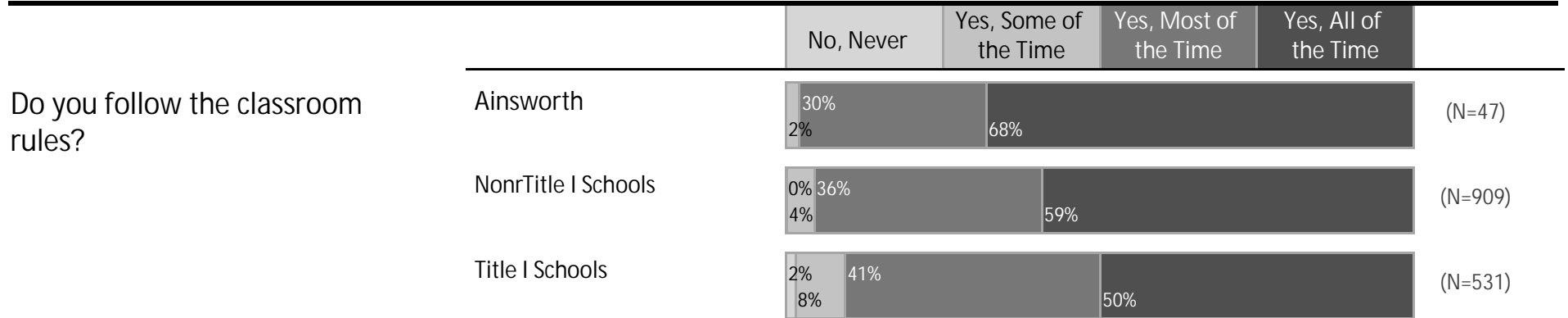
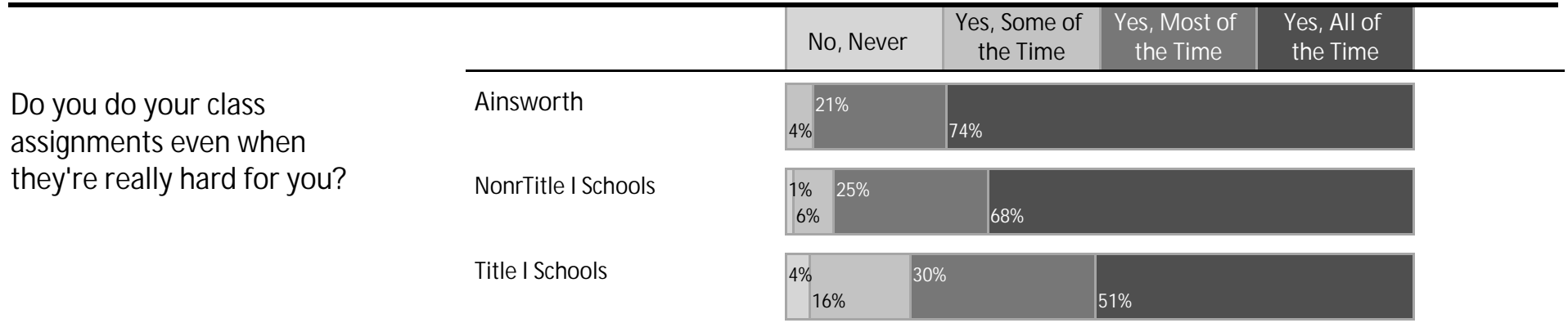
Portland Public Schools Successful Schools Survey  
Elementary School Student Responses 2016r17

Ainsworth



Portland Public Schools Successful Schools Survey  
Elementary School Student Responses 2016r17

Ainsworth



Portland Public Schools Successful Schools Survey  
Elementary School Student Responses 2016r17

Ainsworth

---

	No, Never	Yes, Some of the Time	Yes, Most of the Time	Yes, All of the Time	
--	-----------	-----------------------	-----------------------	----------------------	--

---



---

	No, Never	Yes, Some of the Time	Yes, Most of the Time	Yes, All of the Time	
--	-----------	-----------------------	-----------------------	----------------------	--

---

---

	No, Never	Yes, Some of the Time	Yes, Most of the Time	Yes, All of the Time	
--	-----------	-----------------------	-----------------------	----------------------	--

---



Portland Public Schools Successful Schools Survey  
Elementary School Student Responses 2016r17

Ainsworth



---

	No	Yes	
--	----	-----	--

---




---

	No, Never	Yes, Some of the Time	Yes, Most of the Time	Yes, All of the Time	
--	-----------	-----------------------	-----------------------	----------------------	--

---

Portland Public Schools Successful Schools Survey  
Elementary School Student Responses 2016r17

Ainsworth



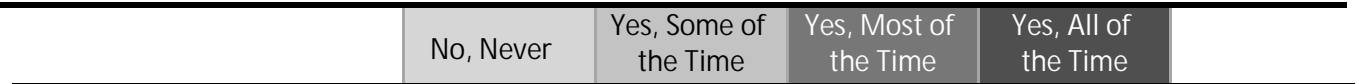
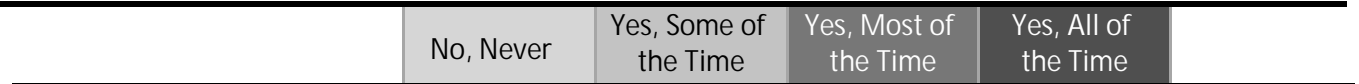
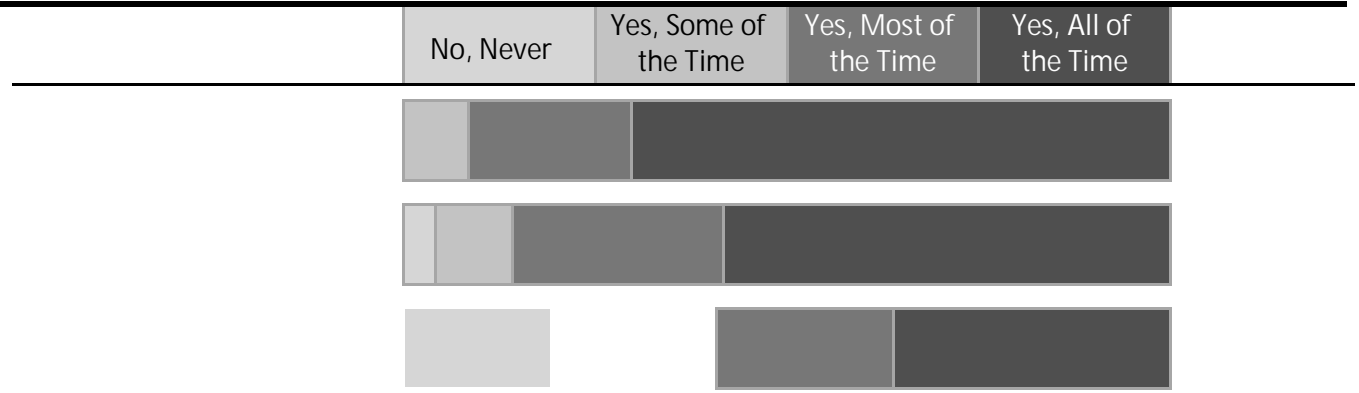


No, Never	Yes, Some of the Time	Yes, Most of the Time	Yes, All of the Time
-----------	-----------------------	-----------------------	----------------------



Portland Public Schools Successful Schools Survey  
 Elementary School Student Responses 2016r17

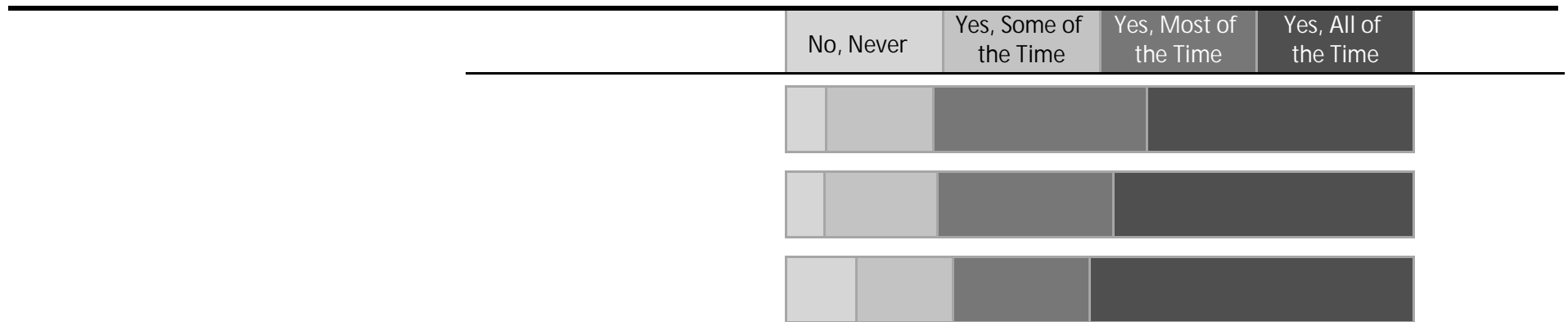

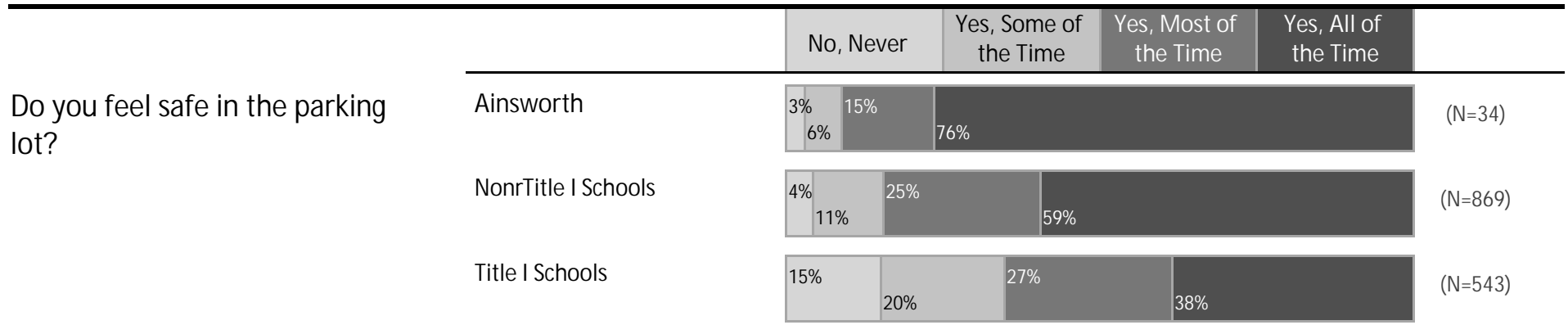
Ainsworth



# Portland Public Schools Successful Schools Survey

## Elementary School Student Responses 2016r17

Ainsworth



Yes, Some of  
the Time

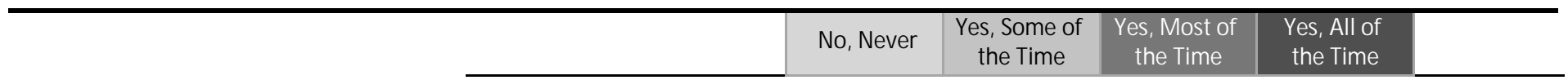
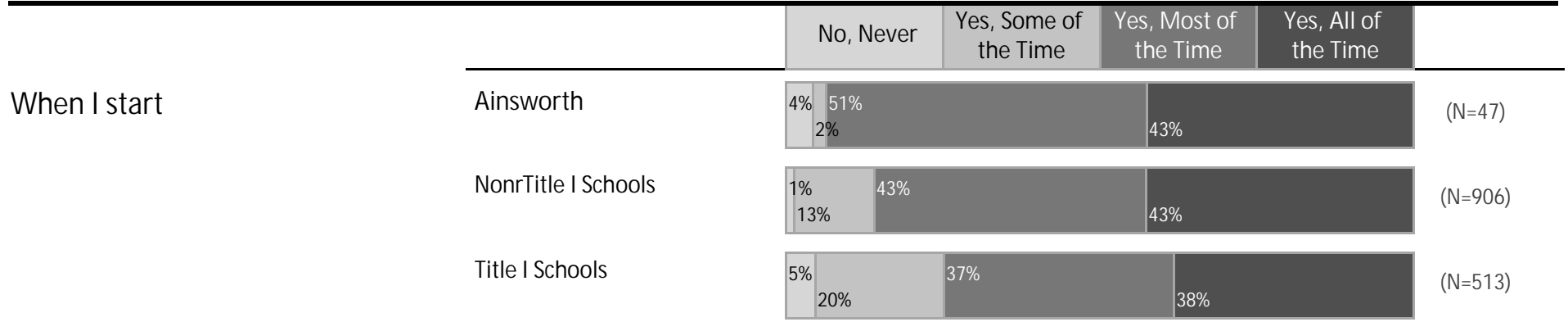

Aino0Tc0007rth007302-08 No, Poland1Tf1.669Tf0007/TT21Tf.226TD.06(f)/TT(Publ)510T.01Tf2.12460TD51c0003/TT2

No, Never	Yes, Some of the Time	Yes, Most of the Time	Yes, All of the Time
-----------	-----------------------	-----------------------	----------------------

No, Never	Yes, Some of the Time	Yes, Most of the Time	Yes, All of the Time
-----------	-----------------------	-----------------------	----------------------

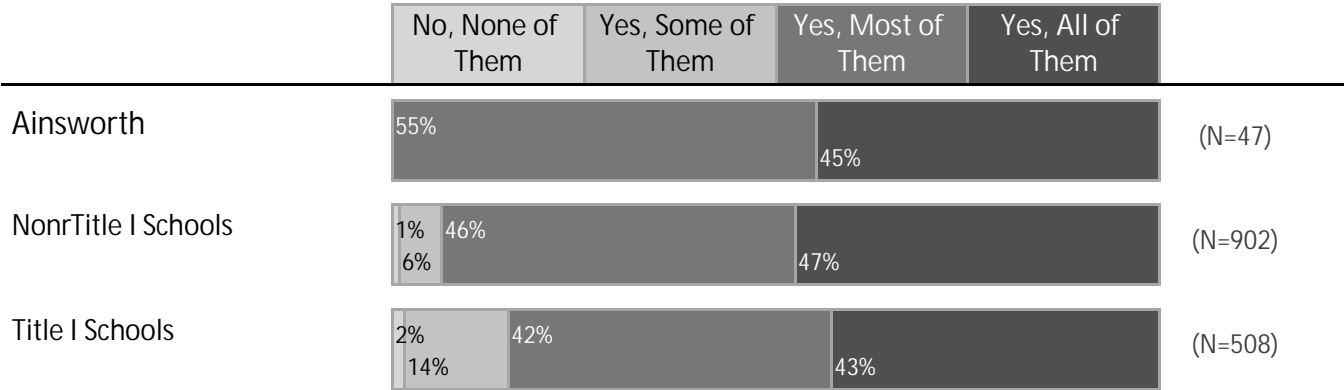
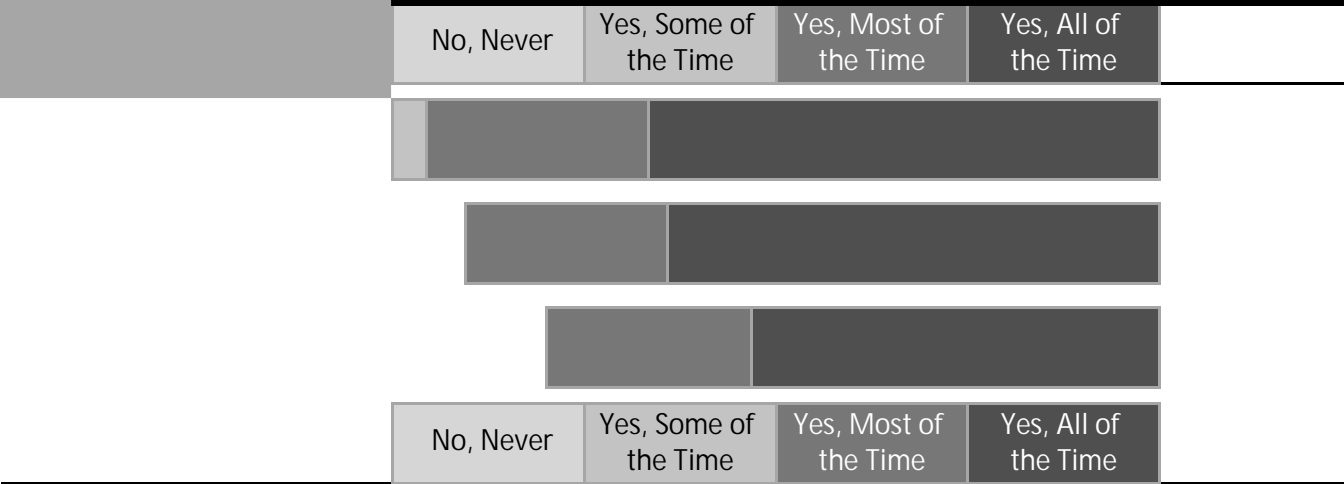
Portland Public Schools Successful Schools Survey  
Elementary School Student Responses 2016r17

Ainsworth





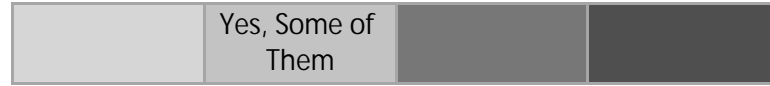
# Successful Schools Survey Student Responses 2016r17



Did you understand the questions on this survey?

Portland Public Schools Successful Schools Survey  
Elementary School Student Responses 2016r17

Ainsworth



Portland Public Schools Successful Schools Survey  
Elementary School Student Responses 2016r17

Ainsworth

---

	10 or younger	11	12	13	Other
--	---------------	----	----	----	-------

---



---

	Male	Female	Other	
--	------	--------	-------	--

---



Portland Public Schools Successful Schools Survey  
Elementary School Student Responses 2016r17

Ainsworth

If you are in an immersion program at this school please select your program (Mark all that apply):

Total Students: 47

*(Because students could select more than one category, totals may exceed 100%.)*

Chinese Immersion .....	0%
Japanese Immersion .....	0%
Russian Immersion .....	0%
Spanish Immersion .....	94%
Vietnamese Immersion .....	0%
Other .....	4%

Portland Public Schools Successful Schools Survey  
Elementary School Student Responses 2016r17

Ainsworth

Portland Public Schools Successful Schools Survey  
Elementary School Student

Ainsworth

# Portland Public Schools

Ainsworth