

Agree or Disagree Questions

	Strongly Agree	Disagree	Strongly Disagree	% Agree	% Agree HU	% Agree not HU	% Agree PK-5	% Agree 6-8	% Agree 9-12
4. This school promotes academic success for all students.		88%	70%	90%	87%	95%			
5. This school clearly tells students in advance what will happen if they break school rules.		74%	90%	73%	74%	70%			
6. This school challenges my child/children academically.		75%	60%	77%	76%	80%			
7. This school encourages all students to enroll in challenging courses regardless of their race, ethnicity, or nationality.		55%	80%	53%	58%	50%			
8. This school gives all students opportunities to "make a difference" by helping other people, the school, or the community.		89%	100%	88%	88%	100%			
9. This school keeps me well-informed about school activities.		97%	100%	97%	97%	100%			
10. This school is an inviting place for students to learn.		94%	90%	94%	94%	90%			
11. This school makes learning enjoyable for my child/children.		91%	90%	91%	92%	80%			
12. This school welcomes input and suggestions from parents.		93%	90%	93%	92%	100%			
13. This school provides students with healthy food choices.		51%	70%	49%	53%	42%			
14. This school provides enough time for my child/children to eat lunch.		21%	30%	20%	22%	25%			
15. This school communicates the importance of respecting all cultural		21%	30%	20%	22%	25%			


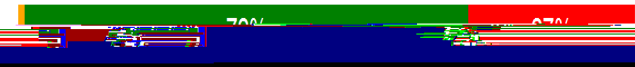
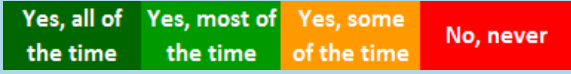




**PPS Successful School Survey
2016-17**

Vernon

Parents and Guardians

Agree or Disagree Questions		% Agree	% Agree HU	% Agree not HU	% Agree PK-5	% Agree 6-8	% Agree 9-12
21. This school keeps me well-informed about my child's/children's progress in school.		89% (96)	78% (9)	90% (87)	91% (88)	85% (20)	
22. This school has a welcoming front office.		90% (97)	60% (10)	93% (87)	89% (89)	100% (20)	
23. This school has someone I can contact if I have questions or concerns.		99% (98)	100% (10)	99% (88)	99% (90)	100% (20)	
24. This school promptly responds to my phone calls, messages, or e-mails.		90% (98)	90% (10)	90% (88)	90% (90)	95% (20)	
25. This school has informed me about the racial equity work in the district.		79% (98)	70% (10)	80% (88)	78% (90)	85% (20)	
26. This school has given me the opportunity to participate in racial equity work.		74% (98)	60% (10)	76% (88)	73% (90)	95% (20)	
27. My child's teachers effectively support my child's learning needs.		87% (92)	80% (10)	88% (82)	87% (85)	89% (19)	
28. My child's teachers and principals show me specific ways to be an active partner in educating my child.		84% (93)	90% (10)	83% (83)	85% (86)	79% (19)	
29. Teachers at this school treat all students with respect.		86% (92)	80% (10)	87% (82)	87% (85)	79% (19)	
31. Other staff at this school treat all students with respect.		85% (93)	90% (10)	84% (83)	86% (86)	79% (19)	
32. Teachers at this school treat all parents with respect.		89% (91)	90% (10)	89% (81)	90% (84)	84% (19)	
34. Other staff at this school treat all parents with respect.		87% (92)	100% (10)	85% (82)	88% (85)	84% (19)	
45. This school actively seeks and respects the input of parents before making important decisions.		86% (92)	70% (10)	88% (82)	86% (85)	84% (19)	
46. This school has clean and well-maintained facilities and properties.		85% (92)	70% (10)	87% (82)	85% (85)	84% (19)	
47. This school motivates students to learn.		96% (92)	100% (10)	95% (82)	95% (85)	95% (19)	
48. This school has a supportive learning environment for my child.		90% (92)	90% (10)	90% (82)	89% (85)	89% (19)	
49. This school has adults who really care about students.		96% (92)	100% (10)	95% (82)	95% (85)	95% (19)	

Too Little, Too Much Questions		% About the Right Amount	% About the Right Amount HU	% About the Right Amount not	% About the Right Amount PK-5	% About the Right Amount	% About the Right Amount 9-12
51. How much emphasis does this school place on standardized testing?		72% (85)	89% (9)	70% (76)	72% (78)	74% (19)	
Yes / No Question		% Yes Most - All of the Time	% Yes Most - All of the Time HU	% Yes Most - All of the Time not HU	% Yes Most - All of the Time PK-5	% Yes Most - All of the Time 6-8	% Yes Most - All of the Time 9-12
50. Does your child get enough physical activity at school (including physical education and recess)?		47% (92)	70% (10)	44% (82)	45% (85)	58% (19)	
53. My school communicates with me in my preferred language.		100% (91)	100% (10)	100% (81)	100% (84)	100% (19)	

Notes: In the first table, the "% Agree" columns combine "Strongly Agree" and "Agree" responses. In the second table, the "% Less Problem" columns combine "Not a Problem" and "Small Problem" responses. In the Yes/No table, the "% Yes Most - All of the time" columns combine "Yes, all of the time" and "Yes, most of the time" responses.

Historically underserved (HU) includes parents who select any of the following races/ethnicities/ancestry: Black, Latino/Hispanic, Native American, or Pacific Islander.