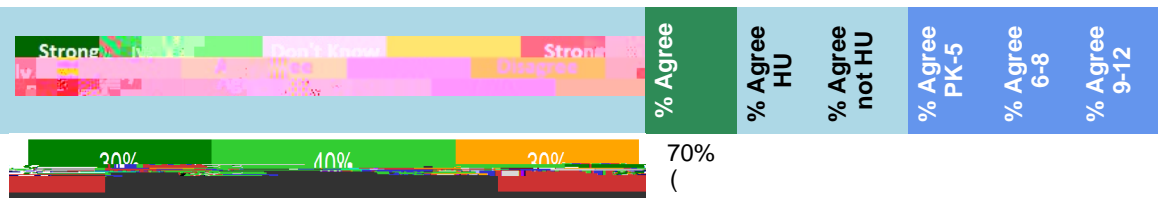







Agree or Disagree Questions

4. This school promotes academic success for all students.



Agree or Disagree Questions

		% Agree	% Agree HU	% Agree not HU	% Agree PK-5	% Agree 6-8	% Agree 9-12
21. This school keeps me well-informed about my child's/children's progress in school.		57% (7)	100% (1)	50% (6)		67% (6)	
22. This school has a welcoming front office.		71% (7)	100% (1)	67% (6)		83% (6)	
23. This school has someone I can contact if I have questions or concerns.		71% (7)	100% (1)	67% (6)		67% (6)	
24. This school promptly responds to my phone calls, messages, or e-mails.		86% (7)	100% (1)	83% (6)		83% (6)	
25. This school has informed me about the racial equity work in the district.		43% (7)	100% (1)	33% (6)			

Too Little, Too Much Questions



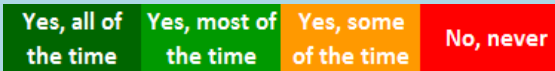
% About the Right Amount	% About the Right Amount HU	% About the Right Amount not	% About the Right Amount PK-5	% About the Right Amount 6-8	% About the Right Amount 9-12
--------------------------	-----------------------------	------------------------------	-------------------------------	------------------------------	-------------------------------

51. How much emphasis does this school place on standardized testing?



43%	100%	33%		50%	
(7)	(1)	(6)		(6)	

Yes / No Question



% Yes Most - All of the Time	% Yes Most - All of the Time HU	% Yes Most - All of the Time not HU	% Yes Most - All of the Time PK-5	% Yes Most - All of the Time 6-8	% Yes Most - All of the Time 9-12
------------------------------	---------------------------------	-------------------------------------	-----------------------------------	----------------------------------	-----------------------------------

50. Does your child get enough physical activity at school (including physical education and recess)?



29%	0%	33%		33%	
(7)	(1)	(6)		(6)	

53. My school communicates with me in my preferred language.

Notes: In the first table, the "% Agree" columns combine "Strongly Agree" and "Agree" responses. In the second table, the "% Less Problem" columns combine "Not a Problem" and "Small Problem" responses. In the Yes/No table, the "% Yes Most - All of the time" columns combine "Yes, all of the time" and "Yes, most of the time" responses.

Historically underserved (HU) includes parents who select any of the following races/ethnicities/ancestry: Black, Latino/Hispanic, Native American, or Pacific Islander.