

## Agree or Disagree Questions

		% Agree	% Agree HU	% Agree not HU	% Agree PK-5	% Agree 6-8	% Agree 9-12
4. This school promotes academic success for all students.		75% (4)	100% (1)	67% (3)			75% (4)
5. This school clearly tells students in advance what will happen if they break school rules.		75% (4)	100% (1)	67% (3)			75% (4)
6. This school challenges my child/children academically.		75% (4)	100% (1)	67% (3)			75% (4)
7. This school encourages all students to enroll in challenging courses regardless of their race, ethnicity, or nationality.		75% (4)	100% (1)	67% (3)			75% (4)
8. This school gives all students opportunities to "make a difference" by helping other people, the school, or the community.		75% (4)	100% (1)	67% (3)			

## Agree or Disagree Questions


21. This school keeps me well-informed about my child's/children's progress in school.



% Agree	% Agree HU	% Agree not HU	% Agree PK-5	% Agree 6-8	% Agree 9-12
---------	------------	----------------	--------------	-------------	--------------

50% (4)	100% (1)	33% (3)			50% (4)
------------	-------------	------------	--	--	------------

22. This school has a welcoming front office.



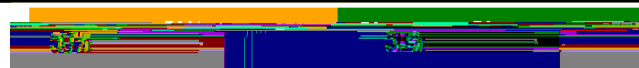
100% (4)					
-------------	--	--	--	--	--

**Too Little, Too Much Questions**



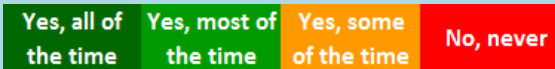
% About the Right Amount	% About the Right Amount HU	% About the Right Amount not	% About the Right Amount PK-5	% About the Right Amount	% About the Right Amount 9-12
50%	100%	33%			50%
(4)	(1)	(3)			(4)

51. How much emphasis does this school place on standardized testing?



% Yes Most - All of the Time	% Yes Most - All of the Time HU	% Yes Most - All of the Time not HU
50%	100%	33%
(4)	(1)	(3)

**Yes / No Question**



**Notes:** In the first table, the "% Agree" columns combine "Strongly Agree" and "Agree" responses. In the second table, the "% Less Problem" columns combine "Not a Problem" and "Small Problem" responses. In the Yes/No table, the "% Yes Most - All of the time" columns combine "Yes, all of the time" and "Yes, most of the time" responses.

Historically underserved (HU) includes parents who select any of the following races/ethnicities/ancestry: Black, Latino/Hispanic, Native American, or Pacific Islander.