

2015-16 Smarter Balanced Assessment Results English Language Arts (ELA) Overall Sabin

Level 1 Level 2 Level 3 Level 4
■ ■ ■ ■

Total Students Eligible for Testing	332
Total Students Tested	307
Total Students Included in State Accountability†	297

Percent of Students by Achievement Level

ELA Overall Achievement

Students

% Tested
92.5%
(N=307)

% Not Tested
7.5%
(N=25)

ELA Overall Achievement by Grade Level # Students

L1	L2	L3	L4
----	----	----	----

ELA Overall Achievement by Race # Students

L1	L2	L3	L4
----	----	----	----

ELA Overall Achievement by Program # Students

L1	L2	L3	L4
----	----	----	----

ELA Overall Achievement by Gender # Students

L1	L2	L3	L4
----	----	----	----

2015-16 Smarter Balanced Assessment Results
English Language Arts (ELA)
Claim 1: Reading
Sabin


Level 1 Level 2 Level 3 Level 4
   

Percent of Students by Achievement Level

Total Students Eligible for Testing	332
Total Students Tested	307
Total Students Included in State Accountability†	295



2015-16 Smarter Balanced Assessment Results



2015-16 Smarter Balanced Assessment Consortium English Language Arts (ELA) Claim 3: Listening Sabin

Number of Students by Achievement Level



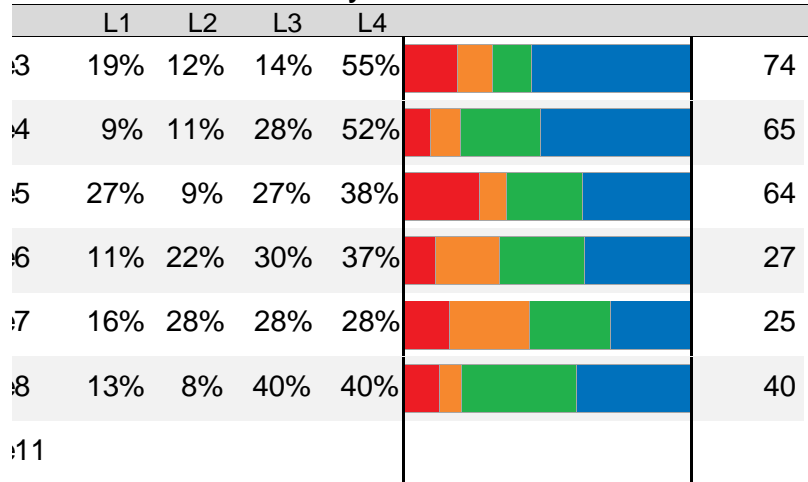
Total Students Eligible for Testing	307
Total Students Tested	307
Total Students Included in State Accountability	292

ELAClaim3: Listening Achievement




% Tested	92.5%
(N=307)	
% Not Tested	7.5%
(N=25)	

ELAClaim3 Achievement by Grade Level # Students



ELAClaim3 Achievement by Race # Students



ELAClaim3 Achievement by Program # Students

Program	L1	L2	L3	L4	# Students
---------	----	----	----	----	------------

ELAClaim3 Achievement by Gender # Students

Gender	L1	L2	L3	L4	# Students
--------	----	----	----	----	------------

2015-16 Smarter Balanced Assessment Results
English Language Arts (ELA)
Claim 4: Research
Sabin

Level 1 Level 2 Level 3 Level 4
   

Percent of Students by Achievement Level

Total Students Eligible for Testing	332
Total Students Tested	307
Total Students	